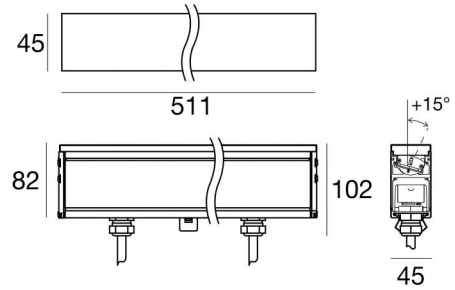




Lines | 198-264 V
9 x powerLED 19.8 W DC - 22 W AC | CRI 80
82304N25



Technical data	
Type	Frameless
Installation position	Floor
Installation environment	Outdoor
Light Source	LED
Circuit structure	powerLED
Optics	Elliptical
Light emission direction	upward
Nominal power	19.8 W DC
Total Power	22 W
Source lumens	2898 lm
Nominal input voltage	220 - 240 V AC
Input voltage range	198 - 264 V AC
Frequency	50 - 60 Hz
CCT / Tone	4000 K
Colour rendering index	80 Ra
C.C. / C.V.	AC
Safety class	1
IP	IP67
IK	IK10
Glow wire test	850°
Direct mounting on normally flammable surfaces	Yes
CE	Yes
Driver included	Driver
Dimmable article	No
Directional	No
Tilting	Yes
total angle (horizontal plane)	15 °
total angle (vertical plane)	0 °
Walk-over	Yes
Drive-over	5000 Kg
Cable included	Yes
Cable length	0.2 m
Resin potting	No
Type of light emission	Single emission
Net weight	2.8 Kg
Electrostatic discharge protection	4 KV
Surge protection	6 KV
Product technological characteristics	Acquastop - TVS

Finishing casing

Material	Aluminium 6060
Colour	Anodised Black
Processing	15 µm Anodizing

Finishing diffuser

Material	Extra clear glass - Tempered
Colour	transparent
Processing	Silk-screening



Lines | 198-264 V | 9 x powerLED 19.8 W DC - 22 W AC | CRI 80 | Base 82304N25

Energy efficiency class

This product contains 2 light sources of energy efficiency class D.

Illuminotechnical Features

Light Output Ratio (LOR)	58 %
Source lumens	2898 lm
Delivered lumens	1689 lm
Consumption	22 W
Luminaire efficacy	76 lm/W
Colour temperature	4000 K
Standard Deviation of Colour Matching	1.5 Step
Colour rendering index	80 Ra
Standard Operating Ambient Temperature	-20 / +50°C
Ordinary temperature on the glass	40°C

LED Life / Failure Ratio

L70 B10 C0 361980h (at Tj 60 Ta 25)

UGR

UGR axial	19
UGR transversal	6.1
X=4H Y=8H	S=0.25H
Reflection factor	70/50/20

OPTICAL

C90/C270 optics	46°
C0/C180 optics	22°
Light distribution simmetry	Symmetrical 2 assis

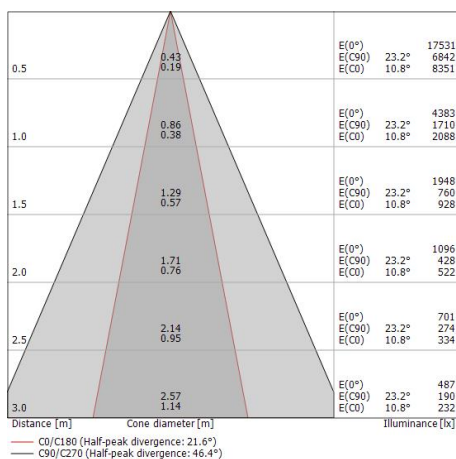
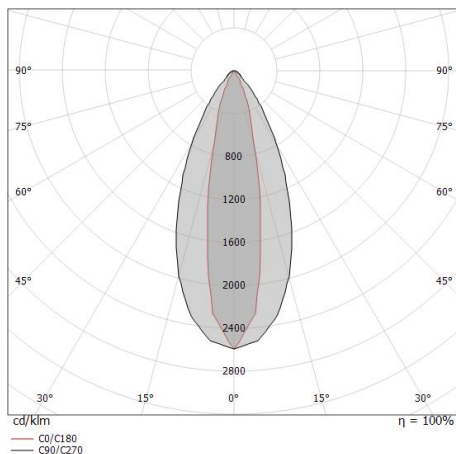
Single emission lines for outdoor application. The natural white LED light source with a elliptical light distribution is composed of 9 powered LEDs with CCT of 4000 K and a CRI 80; the source luminous flux is 2898 lm, with a 146.4 lm/W nominal luminous efficacy.

The device body is made of aluminium 6060 and features a anodised black finish, processed by means of 15 µm anodizing; the diffuser is made of extra clear glass - tempered with a silk-screening treatment. The ingress protection degree is IP67; the total weight is of 2.8 kg.

The total absorbed power is 22 W. The power supply cable is included and features a 0.2 m length.

The device features protection class I and can be floor-mounted with an outer casing, code 98725(for concrete or masonry).

Compliant with the EN 60598-1 standard and its specific provisions.





	<p>Cable and connector Length 2000 mm; insulation double; section 1.5 mm²; cable gland: no; external diameter: 9.5 mm; colors: blue - brown - yellow-green.</p>	<p>Code <u>99057</u></p>	
	<p>Cable and connector Length 5000 mm; insulation double; section 1.5 mm²; cable gland: no; external diameter: 9.5 mm; colors: blue - brown - yellow-green.</p>	<p>Code <u>98147</u></p>	
		<p>Cable and connector Length 10000 mm; insulation double; section 1.5 mm²; cable gland: no; external diameter: 9.5 mm; colors: blue - brown - yellow-green.</p>	<p>Code <u>98146</u></p>
		<p>Outer casing installation position: floor; type of installation: masonry L=511mm, H=140mm, D=75mm. Material:Aluminium 6060, colour:Anodised Black, processing:15 µm Anodizing.</p>	<p>Finish [Black Box] Code <u>98725</u></p>
	<p>Key</p>	<p>Code <u>98957</u></p>	