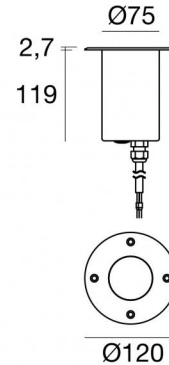




Uplights | 198-264 V AC /--- V DC
1 arrayLED 8 W DC - 9 W AC | CRI 80
82267W60



Technical data	
Type	Drive Over
Installation position	Floor
Installation environment	Outdoor
Light Source	LED
Circuit structure	arrayLED
Optics	Medium Wide Flood
Light emission direction	upward
Nominal power	8 W DC
Total Power	9 W
Source lumens	945 lm
Nominal input voltage	220 - 240 V AC
Input voltage range	198 - 264 V AC
Frequency	50 - 60 Hz
CCT / Tone	3000 K
Colour rendering index	80 Ra
C.C. / C.V.	AC
Safety class	1
IP	IP68
Installation limitations	Not for underwater use
IK	IK09
Glow wire test	850°
Direct mounting on normally flammable surfaces	Yes
CE	Yes
Driver included	Driver
Dimmable article	No
Directional	No
Tilting	No
Walk-over	Yes
Drive-over	2000 Kg
Cable included	Yes
Cable length	1 m
Resin potting	Yes
Type of light emission	Single emission
Net weight	2.5 Kg
Electrostatic discharge protection	Yes
Surge protection	4 KV
Product technological characteristics	Acquastop

Finishing casing	
Material	OT58 brass
Colour	Raw Brass
Finishing diffuser	
Material	Extra clear glass - Tempered
Colour	transparent
Finishing flange	
Material	OT58 brass
Colour	Raw Brass



Uplights | 198-264 V AC /--- V DC | 1 arrayLED 8 W DC - 9 W AC | CRI 80 | Base 82267W60

Single emission uplights for outdoor application. The warm white LED light source with a medium wide flood light distribution is composed of 1 arrayed LEDs with CCT of 3000 K and a CRI 80; the source luminous flux is 945 lm, with a 118.1 lm/W nominal luminous efficacy.

The device body is made of ot58 brass and features a raw brass finish; the diffuser is made of extra clear glass - tempered. The ingress protection degree is IP68; the total weight is of 2.5 kg.

The total absorbed power is 9 W. The power supply cable is included and features a 1 m length.

The device features protection class I and can be floor-mounted with an outer casing, code 84900(for concrete or masonry).

Compliant with the EN 60598-1 standard and its specific provisions.

Energy efficiency class

This product contains a light source of energy efficiency class E.

Illuminotechnical Features

Light Output Ratio (LOR)	82 %
Source lumens	945 lm
Delivered lumens	780 lm
Consumption	9 W
Luminaire efficacy	86 lm/W
Colour temperature	3000 K
Standard Deviation of Colour Matching	2 Step MacAdam
Colour rendering index	80 Ra
Black Body Locus	On
Standard Operating Ambient Temperature	-20 / +50°C
Ordinary temperature on the glass	40°C

LED Life / Failure Ratio

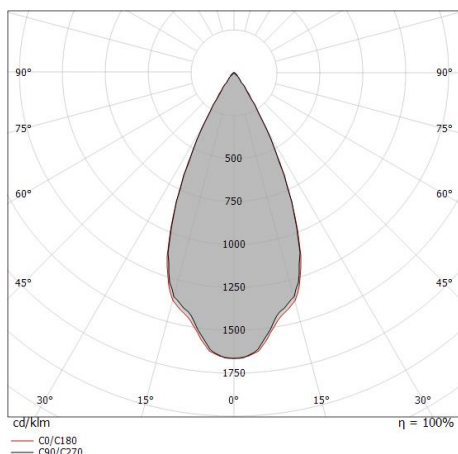
L70 B10 C0 252000h (at Tj 65 Ta 25)

UGR

UGR axial	14.8
UGR transversal	14.9
X=4H Y=8H	S=0.25H
Reflection factor	70/50/20

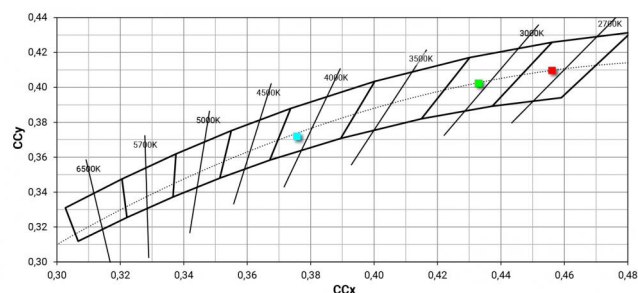
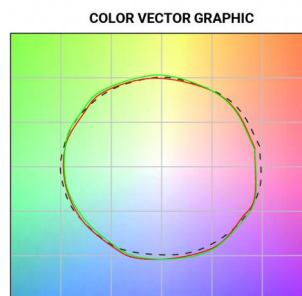
OPTICAL

C0/C180 optics	48°
Light distribution simmetry	Symmetrical



Distance [m]	Cone diameter [m]	illuminance [lx]
0.5	0.44 0.44	E(0°) 5190 E(C90) 2000 E(C0) 2002
1.0	0.88 0.89	E(0°) 1298 E(C90) 500 E(C0) 501
1.5	1.32 1.33	E(0°) 577 E(C90) 222 E(C0) 222
2.0	1.76 1.77	E(0°) 324 E(C90) 125 E(C0) 125
2.5	2.21 2.22	E(0°) 208 E(C90) 80 E(C0) 80
3.0	2.65 2.66	E(0°) 144 E(C90) 56 E(C0) 56

— C0/C180 (Half-peak divergence: 47.8°)
— C90/C270 (Half-peak divergence: 47.6°)





Suelo_Brass | Uplights | Accessories
82267W60



Outer casing

installation position: floor, land; type of installation: masonry L=220mm, H=110mm,
D=110mm.

Material:ABS Plastic, colour:black.

Code

84900