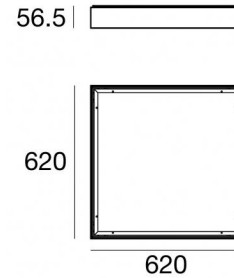





Ceiling Downlights | 198-264 V AC /176-264 V DC
169 topLED 38 W DC - 43 W AC | CRI 80



82261N00



Technical data	
Type	Surface
Installation position	Ceiling
Installation environment	Indoor
Light Source	LED
Circuit structure	topLED
Optics	Diffused
Light emission direction	downward
Nominal power	38 W DC
Total Power	43 W
Source lumens	7023 lm
Nominal input voltage	220 - 240 V AC
Input voltage range	198 - 264 V AC
Frequency	50 - 60 Hz
CCT / Tone	4000 K
Colour rendering index	80 Ra
C.C. / C.V.	AC
Safety class	1
IP	IP40
Glow wire test	850°
Direct mounting on normally flammable surfaces	Yes
CE	Yes
Driver included	Driver
Dimmable article	DALI-2 - PUSH DIM
Directional	No
Tilting	No
Walk-over	No
Drive-over	No
Cable included	No
Resin potting	No
Type of light emission	Single emission
Electrostatic discharge protection	Yes
Surge protection	Yes

Finishing casing	
Material	Aluminium 6060
Colour	White
Processing	Powder coating

Finishing diffuser	
Material	Technical fabric
Colour	Opal white

The driver contained in the device complies with IEC 61347-2-13 annex J, and can therefore be powered by centralized power systems.

Ceiling Downlights | 198-264 V AC /176-264 V DC | 169 topLED 38 W DC - 43 W AC | CRI 80 | Base 82261N00

Single emission ceiling downlights for indoor application. The natural white LED light source with a diffused light distribution is composed of 169 topLED LEDs with CCT of 4000 K and a CRI 80; the source luminous flux is 7023 lm, with a 184.8 lm/W nominal luminous efficacy.

The device body is made of aluminium 6060 and features a white finish, processed by means of powder coating; the diffuser is made of technical fabric. The ingress protection degree is IP40;

The total absorbed power is 43 W.

The device features protection class I and can be ceiling-mounted.

Compliant with the EN 60598-1 standard and its specific provisions.

Energy efficiency class

This product contains a light source of energy efficiency class C.

Illuminotechnical Features

Light Output Ratio (LOR)	73 %
Source lumens	7023 lm
Delivered lumens	5192 lm
Consumption	43 W
Luminaire efficacy	120 lm/W
Colour temperature	4000 K
Standard Deviation of Colour Matching	3 Step MacAdam
Colour rendering index	80 Ra
Standard Operating Ambient Temperature	-20 / +50°C

LED Life / Failure Ratio

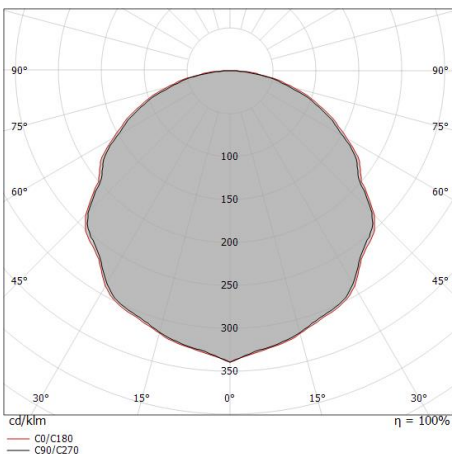
L70 B10 C0 145770h (at Tj 65 Ta 25)

UGR

UGR axial	22.3
UGR transversal	22.6
X=4H Y=8H	S=0.25H
Reflection factor	70/50/20

OPTICAL

C0/C180 optics	114°
Light distribution simmetry	Symmetrical



Distance [m]	Cone diameter [m]	illuminance [lx]
0.5	1.53 1.59	E(0°) 7048 E(C90) 56.9° 575 E(C0) 57.8° 534
1.0	3.07 3.18	E(0°) 1762 E(C90) 56.9° 144 E(C0) 57.8° 133
1.5	4.60 4.76	E(0°) 783 E(C90) 56.9° 64 E(C0) 57.8° 59
2.0	6.14 6.35	E(0°) 440 E(C90) 56.9° 36 E(C0) 57.8° 33
2.5	7.67 7.94	E(0°) 282 E(C90) 56.9° 23 E(C0) 57.8° 21
3.0	9.20 9.53	E(0°) 196 E(C90) 56.9° 16 E(C0) 57.8° 15

— C0/C180 (Half-peak divergence: 115.6°)
— C90/C270 (Half-peak divergence: 113.8°)