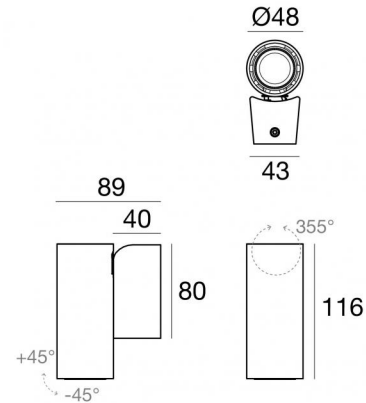


# Pound\_Wall



Wall Lights | 198-264 V AC /186-275 V DC  
1 arrayLED 6.5 W DC - 8.5 W AC | CRI 90  
**81995W60**



Technical data	
Type	Surface
Installation position	Wall lights
Installation environment	Indoor
Light Source	LED
Circuit structure	arrayLED
Optics	Medium Wide Flood
Light emission direction	downward
Nominal power	6.5 W DC
Total Power	8.5 W
Source lumens	748 lm
Nominal input voltage	220 - 240 V AC
Input voltage range	198 - 264 V AC
Frequency	50 - 60 Hz
CCT / Tone	3000 K
Colour rendering index	90 Ra
C.C. / C.V.	AC
Safety class	1
IP	IP20
Glow wire test	850°
Direct mounting on normally flammable surfaces	Yes
CE	Yes
Driver included	Driver
Dimmable article	No
Directional	Swivelling
total angle (vertical plane)	90 °
total angle (horizontal plane)	355 °
Tilting	No
Walk-over	No
Drive-over	No
Cable included	No
Resin potting	No
Type of light emission	Single emission
Net weight	0.5 Kg
Electrostatic discharge protection	Yes
Surge protection	2 KV
Optics technology	Anti - Glare

## Finishing casing

Material	Die-cast Aluminium EN AB - 46100
Colour	White
Processing	Powder coating

The driver contained in the device complies with IEC 61347-2-13 annex J, and can therefore be powered by centralized power systems.



Wall Lights | 198-264 V AC /186-275 V DC | 1 arrayLED 6.5 W DC - 8.5 W AC | CRI 90 | Base  
**81995W60**

Single emission wall lights for indoor application. The warm white LED light source with a medium wide flood light distribution is composed of 1 arrayed LEDs with CCT of 3000 K and a CRI 90; the source luminous flux is 748 lm, with a 115.1 lm/W nominal luminous efficacy.

The device body is made of die-cast aluminium en ab - 46100 and features a white finish, processed by means of powder coating. The ingress protection degree is IP20; the total weight is of 0.5 kg.

The total absorbed power is 8.5 W.

The device features protection class I and can be wall lights-mounted.

Compliant with the EN 60598-1 standard and its specific provisions.

### Energy efficiency class

This product contains a light source of energy efficiency class F.

### Illuminotechnical Features

Light Output Ratio (LOR)	68 %
Source lumens	748 lm
Delivered lumens	516 lm
Consumption	8.5 W
Luminaire efficacy	60 lm/W
Colour temperature	3000 K
Standard Deviation of Colour Matching	3 Step MacAdam
Colour rendering index	90 Ra
Standard Operating Ambient Temperature	-20 / +50°C
Ordinary temperature on the glass	40°C

### LED Life / Failure Ratio

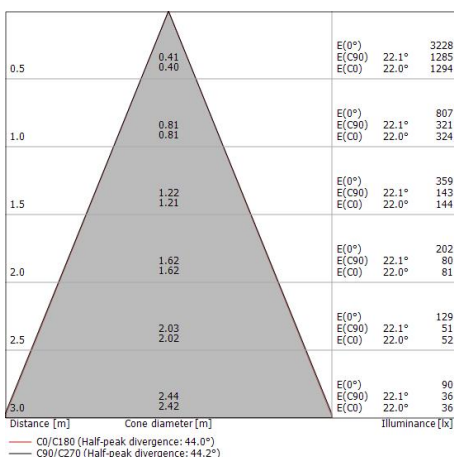
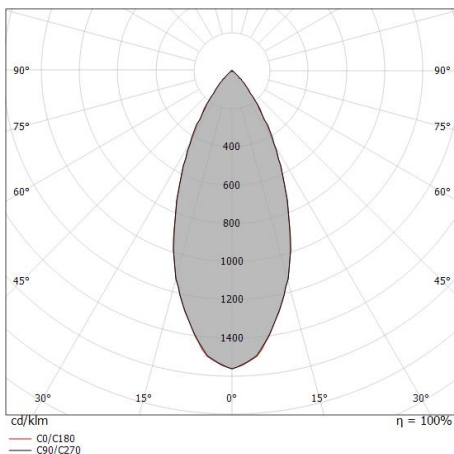
L70 B10 C0 134020h (at Tj 65 Ta 25 )

### UGR

UGR axial	22.3
UGR transversal	22.3
X=4H   Y=8H	S=0.25H
Reflection factor	70/50/20

### OPTICAL

C0/C180 optics	44°
Light distribution simmetry	Symmetrical





Optics  
Light distribution: spot,Cover material: uv resistant polycarbonate

**Code**  
99805



Optics  
Light distribution: medium flood,Cover material: ,uv resistant polycarbonate,uv resistant polycarbonate,uv resistant polycarbonate

**Code**  
99806



Optics  
Light distribution: flood,Cover material: ,uv resistant polycarbonate,uv resistant polycarbonate,uv resistant polycarbonate

**Code**  
99807




Diffuser  
Diffuser Type: elliptical filter.  
Material:Pom-C, colour:Black.

**Code**  
99775



Anti-glare  
Anti-glare Type: honeycomb louvre.  
Material:Pom-C, colour:Black.

**Code**  
99776



Anti-glare  
Anti-glare Type: cross louvres.  
Material:Pom-C, colour:Black.

**Code**  
99777



Anti-glare  
Anti-glare Type: cylindrical screen.  
Material:Pom-C, colour:Black.

**Code**  
99774



Anti-glare  
Anti-glare Type: 45° cylindrical screen.  
Material:Pom-C, colour:Black.

**Code**  
99773