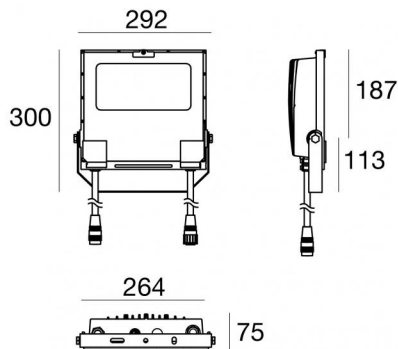




Projectors | 198-264 V
8 x powerLEDs 59 W DC - 64 W AC | CRI 80
81946W25



Technical data	
Type	Surface - -
Installation position	Wall lights - Ceiling - Floor
Installation environment	Outdoor
Light Source	LED
Circuit structure	powerLEDs
Optics	Elliptic
Light emission direction	frontal
Nominal power	59 W DC
Total Power	64 W
Source lumens	6416 lm
Nominal input voltage	220 - 240 V AC
Input voltage range	198 - 264 V AC
Frequency	50 - 60 Hz
CCT / Tone	3000 K
Colour rendering index	80 Ra
C.C. / C.V.	AC
Safety class	1
IP	IP67
IK	IK08
Glow wire test	850°
Direct mounting on normally flammable surfaces	Yes
CE	Yes
Driver included	Driver
Dimmable article	No
Directional	Swivelling
total angle (vertical plane)	180 °
Tilting	No
Walk-over	No
Drive-over	No
Cable included	Yes
Cable length	1 m
Resin potting	No
Type of light emission	Single emission
Net weight	3.8 Kg
Electrostatic discharge protection	Yes
Surge protection	5 KV
Product technological characteristics	TCS

Finishing casing

Material	Die-cast Aluminium EN AB - 46100
Colour	Black
Processing	Open pore anodizing + Powder Coating

Finishing diffuser

Material	Extra clear glass - Tempered
Colour	transparent
Processing	Silk-screening

Finishing bracket

Material	AISI 304 steel
Colour	steel

Cables Electrification

Cable connector	Male Plug 3 pin
IP (locked condition)	68

Cable connector	Female Socket 3 Pin
-----------------	---------------------

Projectors | 198-264 V | 8 x powerLEDs 59 W DC - 64 W AC | CRI 80 | Base 81946W25

Single emission projectors for outdoor application. The warm white LED light source with a elliptic light distribution is composed of 8 powered LEDs with CCT of 3000 K and a CRI 80; the source luminous flux is 6416 lm, with a 108.7 lm/W nominal luminous efficacy.

The device body is made of die-cast aluminium en ab - 46100 and features a black finish, processed by means of open pore anodizing + powder coating; the diffuser is made of extra clear glass - tempered with a silk-screening treatment. The ingress protection degree is IP67; the total weight is of 3.8 kg.

The total absorbed power is 64 W. The power supply cable is included and features a 1 m length.

The device features protection class I and can be wall lights, ceiling or floor-mounted.

Compliant with the EN 60598-1 standard and its specific provisions.

Energy efficiency class

This product contains a light source of energy efficiency class E.

Illuminotechnical Features

Light Output Ratio (LOR)	62 %
Source lumens	6416 lm
Delivered lumens	4017 lm
Consumption	64 W
Luminaire efficacy	62 lm/W
Colour temperature	3000 K
Standard Deviation of Colour Matching	3 Step MacAdam
Colour rendering index	80 Ra
Standard Operating Ambient Temperature	-20 / +50°C
Ordinary temperature on the glass	40°C

LED Life / Failure Ratio

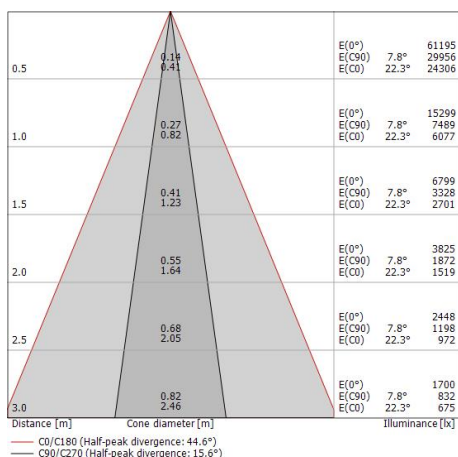
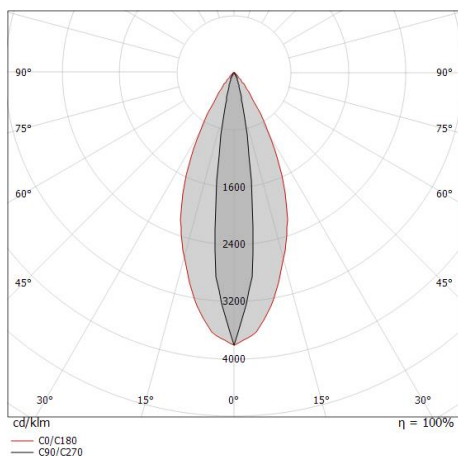
L70 B10 C0 247450h (at Tj 60 Ta 25)




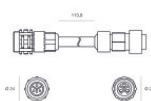
UGR

UGR axial	13.5
UGR transversal	20
X=4H Y=8H	S=0.25H
Reflection factor	70/50/20

OPTICAL

C90/C270 optics	16°
C0/C180 optics	45°
Light distribution simmetry	Symmetrical 2 assis



	<p>Cable and connector Length 2000 mm; insulation double; section 1.5 mm²; cable gland: no; external diameter: 9.5 mm; colors: blue - brown - yellow-green.</p>	<p>Code <u>99057</u></p>	
	<p>Cable and connector Length 5000 mm; insulation double; section 1.5 mm²; cable gland: no; external diameter: 9.5 mm; colors: blue - brown - yellow-green.</p>	<p>Code <u>98147</u></p>	
		<p>Cable and connector Length 10000 mm; insulation double; section 1.5 mm²; cable gland: no; external diameter: 9.5 mm; colors: blue - brown - yellow-green.</p>	<p>Code <u>98146</u></p>