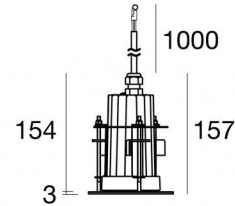




Downlights | 198-264 V
1 arrayLED 7.2 W DC - 8.5 W AC | CRI 80
81916W60



Technical data

Type	Encasement with flange
Installation position	Ceiling
Installation environment	Outdoor
Light Source	LED
Circuit structure	arrayLED
Optics	Wide Flood
Light emission direction	downward
Nominal power	7.2 W DC
Total Power	8.5 W
Source lumens	1087 lm
Nominal input voltage	220 - 240 V AC
Input voltage range	198 - 264 V AC
Frequency	50 - 60 Hz
CCT / Tone	3000 K
Colour rendering index	80 Ra
C.C. / C.V.	AC
Safety class	1
IP	IP67
IK	IK10
Glow wire test	850°
Direct mounting on normally flammable surfaces	Yes
CE	Yes
Driver included	Driver
Dimmable article	No
Directional	No
Tilting	No
Walk-over	No
Drive-over	No
Cable included	Yes
Cable length	1 m
Resin potting	Yes
Type of light emission	Single emission
Net weight	1 Kg
Electrostatic discharge protection	Yes
Surge protection	1 KV
Product technological characteristics	Acquastop

Finishing casing

Material	Die-cast Aluminium EN AB - 46100
Colour	black
Processing	Open pore anodizing + Powder Coating

Finishing diffuser

Material	Extra clear glass - Tempered
Colour	transparent

Finishing flange

Material	Aluminium 6026
Colour	Black
Processing	Open pore anodizing + Powder Coating

Cables Electrification

Cable connector	No
-----------------	----

Downlights | 198-264 V | 1 arrayLED 7.2 W DC - 8.5 W AC | CRI 80 | Base 81916W60

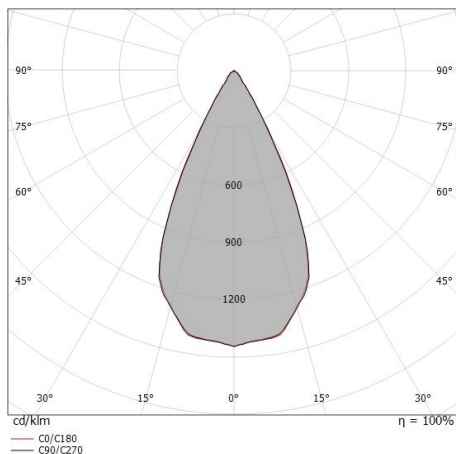
Single emission recessed downlights for outdoor application. The warm white LED light source with a wide flood light distribution is composed of 1 arrayLEDs with CCT of 3000 K and a CRI 80; the source luminous flux is 1087 lm, with a 151.0 lm/W nominal luminous efficacy.

The device body is made of die-cast aluminium en ab - 46100 and features a black finish, processed by means of open pore anodizing + powder coating; the diffuser is made of extra clear glass - tempered. The ingress protection degree is IP67; the total weight is of 1 kg.

The total absorbed power is 8.5 W. The power supply cable is included and features a 1 m length.

The device features protection class I and can be ceiling-mounted, with a 96 mm diameter hole (in plasterboard) with an outer casing, code 99673(for concrete or masonry).

Compliant with the EN 60598-1 standard and its specific provisions.



Distance [m]	Cone diameter [m]	illuminance [lx]
0.5	0.48 0.48	E(0°) 2905 E(C90) 1081 E(C0) 1073
1.0	0.95 0.96	E(0°) 726 E(C90) 270 E(C0) 268
1.5	1.43 1.44	E(0°) 323 E(C90) 120 E(C0) 119
2.0	1.91 1.92	E(0°) 182 E(C90) 68 E(C0) 67
2.5	2.38 2.40	E(0°) 116 E(C90) 43 E(C0) 43
3.0	2.86 2.87	E(0°) 81 E(C90) 30 E(C0) 30

— C0/C180 (Half-peak divergence: 51.2°)
— C90/C270 (Half-peak divergence: 51.0°)

Energy efficiency class

This product contains a light source of energy efficiency class E.

Illuminotechnical Features

Light Output Ratio (LOR)	46 %
Source lumens	1087 lm
Delivered lumens	504 lm
Consumption	8.5 W
Luminaire efficacy	59 lm/W
Colour temperature	3000 K
Standard Deviation of Colour Matching	2 Step MacAdam
Colour rendering index	80 Ra

Standard Operating Ambient Temperature -20 / +50°C

Ordinary temperature on the glass 40°C

LED Life / Failure Ratio

L70 B10 C0 252000h (at Tj 65 Ta 25)

UGR

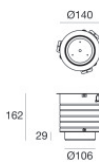
UGR axial	14.9
UGR transversal	15.1
X=4H Y=8H	S=0.25H
Reflection factor	70/50/20

OPTICAL

C0/C180 optics	51°
Light distribution simmetry	Symmetrical



Guardian | Downlights | Accessories
81916W60



Outer casing

installation position: ceiling; type of installation: masonry .

Material:Grey.

Code

99673