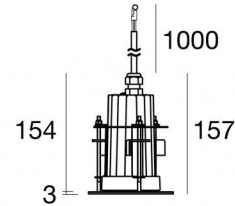




Downlights | 198-264 V
1 arrayLED 7.2 W DC - 8.5 W AC | CRI 80
81916W15



Technical data

Type	Encasement with flange
Installation position	Ceiling
Installation environment	Outdoor
Light Source	LED
Circuit structure	arrayLED
Optics	Spot
Light emission direction	downward
Nominal power	7.2 W DC
Total Power	8.5 W
Source lumens	1087 lm
Nominal input voltage	220 - 240 V AC
Input voltage range	198 - 264 V AC
Frequency	50 - 60 Hz
CCT / Tone	3000 K
Colour rendering index	80 Ra
C.C. / C.V.	AC
Safety class	1
IP	IP67
IK	IK10
Glow wire test	850°
Direct mounting on normally flammable surfaces	Yes
CE	Yes
Driver included	Driver
Dimmable article	No
Directional	No
Tilting	No
Walk-over	No
Drive-over	No
Cable included	Yes
Cable length	1 m
Resin potting	Yes
Type of light emission	Single emission
Net weight	1 Kg
Electrostatic discharge protection	Yes
Surge protection	1 KV
Product technological characteristics	Acquastop

Finishing casing

Material	Die-cast Aluminium EN AB - 46100
Colour	black
Processing	Open pore anodizing + Powder Coating

Finishing diffuser

Material	Extra clear glass - Tempered
Colour	transparent

Finishing flange

Material	Aluminium 6026
Colour	Black
Processing	Open pore anodizing + Powder Coating

Cables Electrification

Cable connector	No
-----------------	----



Downlights | 198-264 V | 1 arrayLED 7.2 W DC - 8.5 W AC | CRI 80 | Base 81916W15

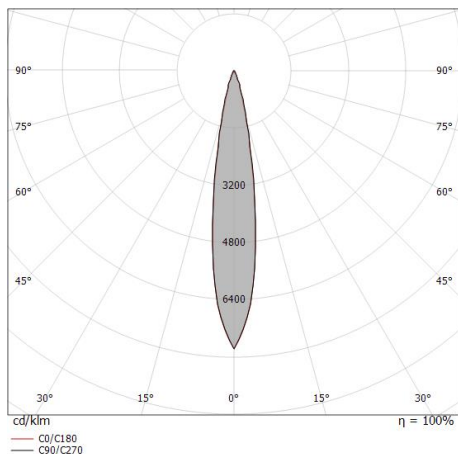
Single emission recessed downlights for outdoor application. The warm white LED light source with a spot light distribution is composed of 1 arrayed LEDs with CCT of 3000 K and a CRI 80; the source luminous flux is 1087 lm, with a 151.0 lm/W nominal luminous efficacy.

The device body is made of die-cast aluminium en ab - 46100 and features a black finish, processed by means of open pore anodizing + powder coating; the diffuser is made of extra clear glass - tempered. The ingress protection degree is IP67; the total weight is of 1 kg.

The total absorbed power is 8.5 W. The power supply cable is included and features a 1 m length.

The device features protection class I and can be ceiling-mounted, with a 96 mm diameter hole (in plasterboard) with an outer casing, code 99673(for concrete or masonry).

Compliant with the EN 60598-1 standard and its specific provisions.



Distance [m]	Cone diameter [m]	illuminance [lx]
0.5	0.15 0.15	E(0°) 16805 E(C90) 8.7° 8139 E(C0) 8.6° 8127
1.0	0.31 0.30	E(0°) 4201 E(C90) 8.7° 2035 E(C0) 8.6° 2032
1.5	0.46 0.45	E(0°) 1867 E(C90) 8.7° 904 E(C0) 8.6° 903
2.0	0.61 0.60	E(0°) 1050 E(C90) 8.7° 509 E(C0) 8.6° 508
2.5	0.77 0.76	E(0°) 672 E(C90) 8.7° 326 E(C0) 8.6° 325
3.0	0.92 0.91	E(0°) 467 E(C90) 8.7° 226 E(C0) 8.6° 226

Distance [m] Cone diameter [m] illuminance [lx]

— C0/C180 (Half-peak divergence: 17.2°)
— C90/C270 (Half-peak divergence: 17.4°)

Energy efficiency class

This product contains a light source of energy efficiency class E.

Illuminotechnical Features

Light Output Ratio (LOR)	49 %
Source lumens	1087 lm
Delivered lumens	540 lm
Consumption	8.5 W
Luminaire efficacy	63 lm/W
Colour temperature	3000 K
Standard Deviation of Colour Matching	2 Step MacAdam
Colour rendering index	80 Ra
Standard Operating Ambient Temperature	-20 / +50°C
Ordinary temperature on the glass	40°C

LED Life / Failure Ratio

L70 B10 C0 252000h (at Tj 65 Ta 25)

UGR

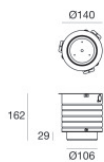
UGR axial	11
UGR transversal	10.8
X=4H Y=8H	S=0.25H
Reflection factor	70/50/20

OPTICAL

C0/C180 optics	17°
Light distribution simmetry	Symmetrical



Guardian | Downlights | Accessories
81916W15



Outer casing

installation position: ceiling; type of installation: masonry .

Material:Grey.

Code

99673