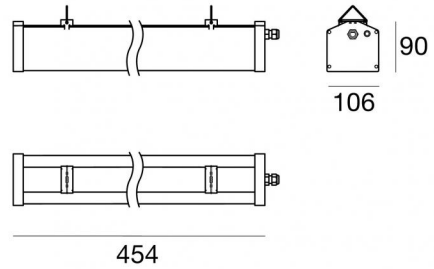


# Alux Pro



Ceiling Downlights | 220-240 V AC /260-360 V DC  
16 topLED 35 W DC - 40 W AC | CRI 80  
**81775W30**



Technical data	
Type	Surface
Installation position	Ceiling
Installation environment	Outdoor
Light Source	LED
Circuit structure	topLED
Optics	Medium Flood
Light emission direction	downward
Nominal power	35 W DC
Total Power	40 W
Source lumens	5390 lm
Nominal input voltage	220 - 240 V AC
Input voltage range	220 - 240 V AC
Frequency	50 - 60 Hz
CCT / Tone	3000 K
Colour rendering index	80 Ra
C.C. / C.V.	AC
Safety class	1
IP	IP65
IK	IK06
Glow wire test	850°
Direct mounting on normally flammable surfaces	Yes
CE	Yes
Driver included	Driver
Dimmable article	DALI
Directional	No
Tilting	No
Walk-over	No
Drive-over	No
Cable included	Yes
Cable length	1 m
Resin potting	No
Type of light emission	Single emission
Net weight	2 Kg
Electrostatic discharge protection	Yes
Surge protection	4 KV

## Finishing casing

Material	Aluminium 6060
Colour	Anodised Aluminum
Processing	20 µm anodizing

## Finishing diffuser

Material	Extra clear glass - Tempered
Colour	transparent
Processing	Silk-screening

Ceiling Downlights | 220-240 V AC /260-360 V DC | 16 topLED 35 W DC - 40 W AC | CRI 80

| Base  
81775W30

### Energy efficiency class

This product contains a light source of energy efficiency class D.

### Illuminotechnical Features

Light Output Ratio (LOR)	84 %
Source lumens	5390 lm
Delivered lumens	4564 lm
Consumption	40 W
Luminaire efficacy	114 lm/W
Colour temperature	3000 K
Standard Deviation of Colour Matching	3 Step MacAdam
Colour rendering index	80 Ra
Standard Operating Ambient Temperature	-20 / +50°C

### LED Life / Failure Ratio

L70 B20 C10 108000h (at Tj 65 Ta 25 )

### UGR

UGR axial	22.2
UGR transversal	23
X=4H   Y=8H	S=0.25H
Reflection factor	70/50/20

### OPTICAL

C90/C270 optics	29°
C0/C180 optics	33°
Light distribution simmetry	Symmetrical 2 assis

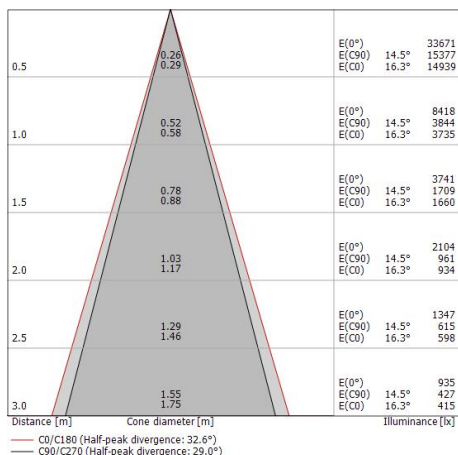
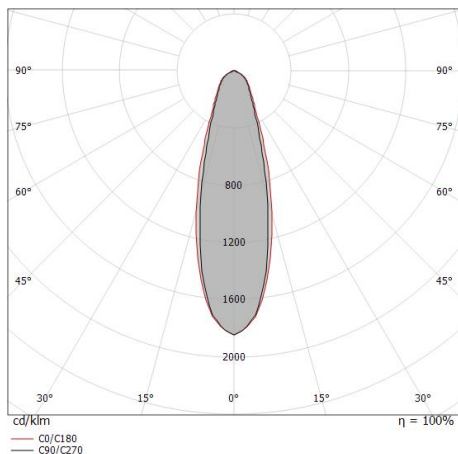
Single emission ceiling downlights for outdoor application. The warm white LED light source with a medium flood light distribution is composed of 16 powered LEDs with CCT of 3000 K and a CRI 80; the source luminous flux is 5390 lm, with a 154.0 lm/W nominal luminous efficacy.

The device body is made of aluminium 6060 and features a anodised aluminum finish, processed by means of 20 µm anodizing; the diffuser is made of extra clear glass - tempered with a silk-screening treatment. The ingress protection degree is IP65; the total weight is of 2 kg.

The total absorbed power is 40 W. The power supply cable is included and features a 1 m length.

The device features protection class I and can be ceiling-mounted.

Compliant with the EN 60598-1 standard and its specific provisions.





#### Cable

Type of cable power + signal cable; Length 1000 mm; insulation double without shielding; section 2.5 mm<sup>2</sup>; cable gland: no; colors: black - blue - grey - brown - yellow-green.

#### Code

83239