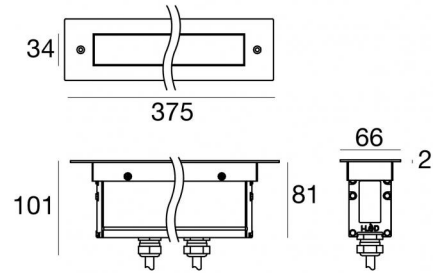


Archiline_I Anti-glare



Lines | 220-240 V
11 x powerLEDs 11.2 W DC - 12.5 W AC | CRI 80
81600M25



Technical data	
Type	Frame
Installation position	Wall lights - Floor
Installation environment	Outdoor
Light Source	LED
Circuit structure	powerLEDs
Optics	Elliptical
Light emission direction	upward
Nominal power	11.2 W DC
Total Power	12.5 W
Source lumens	1716 lm
Nominal input voltage	220 - 240 V AC
Input voltage range	220 - 240 V AC
Frequency	50 - 60 Hz
CCT / Tone	2700 K
Colour rendering index	80 Ra
C.C. / C.V.	AC
Safety class	1
IP	IP67
IK	IK10
Glow wire test	850°
Direct mounting on normally flammable surfaces	Yes
CE	Yes
Driver included	Driver
Dimmable article	DALI
Directional	No
Tilting	No
Walk-over	Yes
Drive-over	No
Cable included	Yes
Cable length	0.2 m
Resin potting	No
Type of light emission	Single emission
Net weight	1.5 Kg
Electrostatic discharge protection	4 KV
Surge protection	6 KV
Optics technology	Dark light
Product technological characteristics	Acquastop - TVS

Finishing casing

Material	Aluminium 6060
Colour	Anodised Black
Processing	15 µm Anodizing

Finishing diffuser

Material	Extra clear glass - Tempered
Colour	transparent
Processing	Silk-screening

Finishing flange

Material	AISI 316 steel
Colour	steel
Processing	Brushing

Cables Electrification+signal

Cable connector	Male Plug 5 Pin
IP (locked condition)	68
Cable connector	Female Socket 5 Pin

Archiline_I Anti-glare



Lines | 220-240 V | 11 x powerLEDs 11.2 W DC - 12.5 W AC | CRI 80 | Base
81600M25

Energy efficiency class

This product contains a light source of energy efficiency class D.

Illuminotechnical Features

Light Output Ratio (LOR)	43 %
Source lumens	1716 lm
Delivered lumens	745 lm
Consumption	12.5 W
Luminaire efficacy	59 lm/W
Colour temperature	2700 K
Standard Deviation of Colour Matching	1.5 Step
Colour rendering index	80 Ra
Standard Operating Ambient Temperature	-20 / +50°C
Ordinary temperature on the glass	40°C

LED Life / Failure Ratio

L70 B10 C0 361980h (at Tj 60 Ta 25)

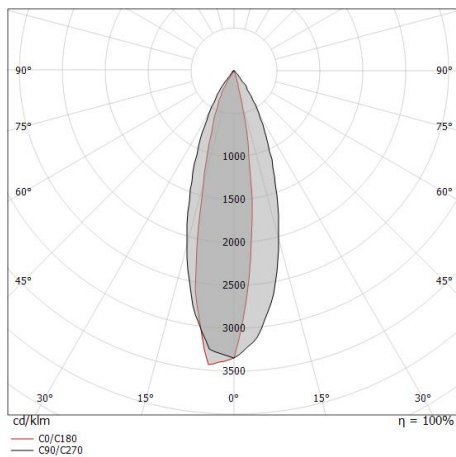
Single emission lines for outdoor application. The super warm white LED light source with a elliptical light distribution is composed of 11 powered LEDs with CCT of 2700 K and a CRI 80; the source luminous flux is 1716 lm, with a 153.2 lm/W nominal luminous efficacy.

The device body is made of aluminium 6060 and features a anodised black finish, processed by means of 15 µm anodizing; the diffuser is made of extra clear glass - tempered with a silk-screening treatment. The ingress protection degree is IP67; the total weight is of 1.5 kg.

The total absorbed power is 12.5 W. The power supply cable is included and features a 0.2 m length.

The device features protection class I and can be wall lights or floor-mounted with an outer casing, code 98671 (for concrete or masonry).


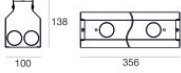





Compliant with the EN 60598-1 standard and its specific provisions.



Archiline_I Anti-glare



Archiline_I Anti-glare | Lines | Accessories
81600M25

 	<p>Outer casing installation position: wall lights, floor; type of installation: masonry L=356mm, H=138.3mm, D=100.2mm. Material:Iron, colour:zinc, processing:Galvanising.</p>	<p>Finish Grey</p>	<p>Code 98671</p>
	<p>Cable and connector Length 5000 mm.</p>		<p>Code 99822</p>
	<p>Cable and connector Length 1000 mm.</p>		<p>Code 99823</p>
	<p>Cable and connector Length 5000 mm.</p>		<p>Code 99824</p>
	<p>Cable and connector Length 10000 mm.</p>		<p>Code 99825</p>
	<p>Cable and connector Length 1000 mm.</p>		<p>Code 99826</p>