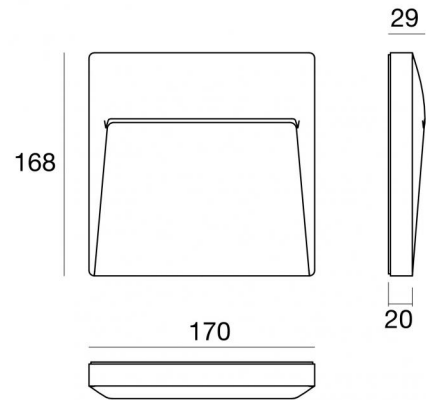


# Envelope\_W



Wall Lights | 198-264 V AC /180-275 V DC  
21 topLED 6 W DC - 8 W AC | CRI 80  
**81291W07**



| Technical data                                 |                               |
|--|-------------------------------|
| Type   | Encasement without flange - - |
| Installation position                          | Wall lights                   |
| Installation environment                       | Outdoor                       |
| Light Source                                   | LED                           |
| Circuit structure                              | topLED                        |
| Optics   | Asymmetric Wallwasher         |
| Light emission direction                       | downward                      |
| Nominal power                                  | 6 W DC                        |
| Total Power                                    | 8 W                           |
| Source lumens                                  | 669 lm                        |
| Nominal input voltage                          | 220 - 240 V AC                |
| Input voltage range                            | 198 - 264 V AC                |
| Frequency                                      | 50 - 60 Hz                    |
| CCT / Tone                                     | 3000 K                        |
| Colour rendering index                         | 80 Ra                         |
| C.C. / C.V.                                    | AC                            |
| Safety class                                   | 2                             |
| IP   | IP65                          |
| IK   | IK10                          |
| Glow wire test                                 | 850°                          |
| Direct mounting on normally flammable surfaces | Yes                           |
| CE   | Yes                           |
| Driver included                                | Driver                        |
| Dimmable article                               | No                            |
| Directional                                    | No                            |
| Tilting  | No                            |
| Walk-over                                      | No                            |
| Drive-over                                     | No                            |
| Cable included                                 | Yes                           |
| Cable length                                   | 0.3 m                         |
| Resin potting                                  | Yes                           |
| Type of light emission                         | Single emission               |
| Net weight                                     | 0.850 Kg                      |
| Electrostatic discharge protection             | 4 KV                          |
| Surge protection                               | 4 KV                          |
| Product technological characteristics          | Acquastop                     |

| Finishing casing   |                                      |
|--------------------|--------------------------------------|
| Material           | Die-cast Aluminium EN AB - 46100     |
| Colour             | Grey                                 |
| Processing         | Open pore anodizing + Powder Coating |
| Finishing diffuser |                                      |
| Material           | Extra clear glass - Tempered         |
| Colour             | transparent                          |
| Processing         | Silk-screening                       |



Wall Lights | 198-264 V AC /180-275 V DC | 21 topLED 6 W DC - 8 W AC | CRI 80 | Base  
81291W07

Single emission wall lights for outdoor application. The warm white LED light source with a asymmetric wallwasher light distribution is composed of 21 topped LEDs with CCT of 3000 K and a CRI 80; the source luminous flux is 669 lm, with a 111.5 lm/W nominal luminous efficacy.

The device body is made of die-cast aluminium en ab - 46100 and features a grey finish, processed by means of open pore anodizing + powder coating; the diffuser is made of extra clear glass - tempered with a silk-screening treatment. The ingress protection degree is IP65; the total weight is of 0.850 kg.

The total absorbed power is 8 W. The power supply cable is included and features a 0.3 m length.

The device features protection class II and can be wall lights-mounted with an outer casing, code 99744(for concrete or masonry).

Compliant with the EN 60598-1 standard and its specific provisions.

### Energy efficiency class

This product contains a light source of energy efficiency class D.

### Illuminotechnical Features

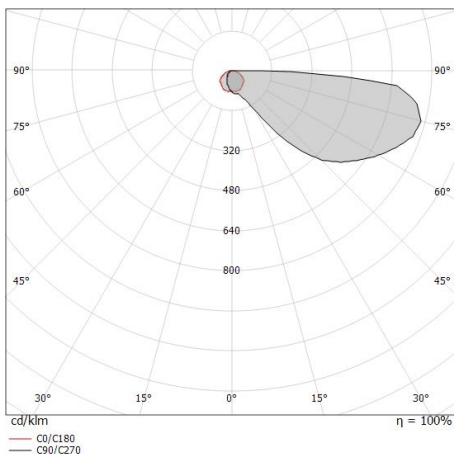
|  |                |
|--|----------------|
| Light Output Ratio (LOR)               | 52 %           |
| Source lumens                          | 669 lm         |
| Delivered lumens                       | 351 lm         |
| Consumption                            | 8 W            |
| Luminaire efficacy                     | 43 lm/W        |
| Colour temperature                     | 3000 K         |
| Standard Deviation of Colour Matching  | 3 Step MacAdam |
| Colour rendering index                 | 80 Ra          |
| Standard Operating Ambient Temperature | -20 / +50°C    |
| Ordinary temperature on the glass      | 40°C           |

### LED Life / Failure Ratio

L70 B10 C0 145770h (at Tj 65 Ta 25 )

### OPTICAL

|                             |              |
|-----------------------------|--------------|
| C0/C180 optics              | 125°         |
| Light distribution simmetry | Asymmetrical |

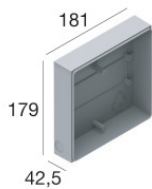


| Distance [m] | Cone diameter [m] | Illuminance [lx]     |
|--------------|-------------------|----------------------|
| 0.5          | 1.94              | E(0°) 122<br>E(C0) 6 |
| 1.0          | 3.87              | E(0°) 31<br>E(C0) 2  |
| 1.5          | 5.81              | E(0°) 14<br>E(C0) 1  |
| 2.0          | 7.75              | E(0°) 8<br>E(C0) 0   |
| 2.5          | 9.69              | E(0°) 5<br>E(C0) 0   |
| 3.0          | 11.62             | E(0°) 3<br>E(C0) 0   |

— C0/C180 (Half-peak divergence: 125.4°)



Envelope\_W | Step Lights | Accessories  
**81291W07**



Outer casing

installation position: wall lights; type of installation: masonry L=181mm, H=179mm,  
D=52.5mm

**Code**

99744