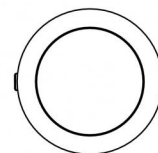
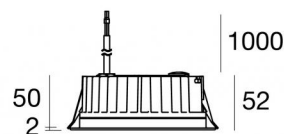




Downlights | 1 arrayLED 13 W DC 24 V | CRI 80
81238M60



Ø138

Technical data

Type	Encasement with flange
Installation position	Ceiling
Installation environment	Outdoor
Light Source	LED
Circuit structure	arrayLED
Optics	Wide Flood
Light emission direction	downward
Nominal power	13 W DC
Source lumens	1876 lm
Input voltage range	24 V
CCT / Tone	2700 K
Colour rendering index	80 Ra
C.C. / C.V.	CV
Safety class	3
IP	IP67
IK	IK10
Glow wire test	850°
Direct mounting on normally flammable surfaces	Yes
CE	Yes
Driver included	No
C.V. - C.C. Converter	Converter 24V included
Dimmable article	DALI - 1-10V
Directional	No
Tilting	No
Walk-over	No
Drive-over	No
Cable included	Yes
Cable length	1 m
Resin potting	Yes
Type of light emission	Single emission
Net weight	0.9 Kg
Electrostatic discharge protection	No
Surge protection	No
Product technological characteristics	Acquastop

Finishing casing

Material	Die-cast Aluminium EN AB - 46100
Colour	black
Processing	Open pore anodizing + Powder Coating

Finishing diffuser

Material	Extra clear glass - Tempered
Colour	transparent
Processing	Silk-screening

Finishing flange

Material	AISI 316L steel
Colour	steel
Processing	Brushing

Electronics



89488
On/Off Driver 190~250V AC / 180~275V DC 15 W (1 art.)



89179
On/Off Driver 198~264V AC 24 W (1 art.)



89359
On/Off Driver 198~264V AC / 180~275V DC 48 W (1 - 3 art.)



99331
On/Off Driver 198~264V AC / 176~275V DC 150 W (1 art.)



99660
DALI - 1-10V Controller 24V DC 216 W (1 art.)



C-E500023
DALI - 1-10V - Push and Simply Dim Controller 8~53V DC 576 W (1 art.)



Downlights | 1 arrayLED 13 W DC 24 V | CRI 80 | Base 81238M60

Single emission recessed downlights for outdoor application. The super warm white LED light source with a wide flood light distribution is composed of 1 arrayed LEDs with CCT of 2700 K and a CRI 80; the source luminous flux is 1876 lm, with a 144.3 lm/W nominal luminous efficacy.

The device body is made of die-cast aluminium en ab - 46100 and features a black finish, processed by means of open pore anodizing + powder coating; the diffuser is made of extra clear glass - tempered with a silk-screening treatment. The ingress protection degree is IP67; the total weight is of 0.9 kg.

The total absorbed power is 13 W. The power supply cable is included and features a 1 m length.

The device features protection class III and can be ceiling-mounted, with a 127 mm diameter hole (in plasterboard) with an outer casing, code 99749(for concrete or masonry).

Compliant with the EN 60598-1 standard and its specific provisions.

Energy efficiency class

This product contains a light source of energy efficiency class E.

Illuminotechnical Features

Light Output Ratio (LOR)	80 %
Source lumens	1876 lm
Delivered lumens	1506 lm
Consumption	13 W
Luminaire efficacy	115 lm/W
Colour temperature	2700 K
Standard Deviation of Colour Matching	2 Step MacAdam
Colour rendering index	80 Ra
Standard Operating Ambient Temperature	-20 / +50°C
Ordinary temperature on the glass	40°C

LED Life / Failure Ratio

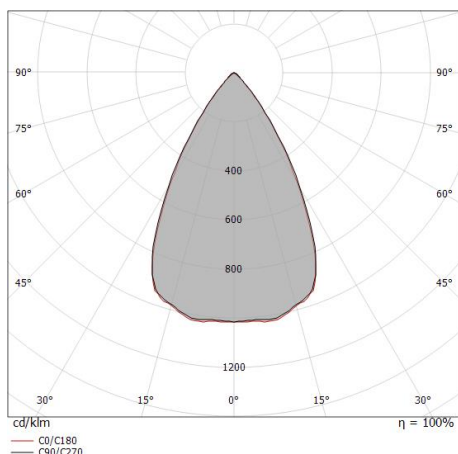
L70 B10 C0 296960h (at Tj 65 Ta 25)

UGR

UGR transversal	18.6
UGR axial	18.8
X=4H Y=8H	S=0.25H
Reflection factor	70/50/20

OPTICAL

C0/C180 optics	60°
Light distribution simmetry	Symmetrical



Distance [m]	Cone diameter [m]	illuminance [lx]
0.5	0.59 0.58	E(0°) 5629 E(C90) 30.5° 1809 E(C0) 29.9° 1857
1.0	1.18 1.15	E(0°) 1407 E(C90) 30.5° 452 E(C0) 29.9° 464
1.5	1.77 1.73	E(0°) 625 E(C90) 30.5° 201 E(C0) 29.9° 206
2.0	2.36 2.30	E(0°) 352 E(C90) 30.5° 113 E(C0) 29.9° 116
2.5	2.95 2.88	E(0°) 225 E(C90) 30.5° 72 E(C0) 29.9° 74
3.0	3.53 3.45	E(0°) 156 E(C90) 30.5° 50 E(C0) 29.9° 52

— C0/C180 (Half-peak divergence: 59.8°)
— C90/C270 (Half-peak divergence: 61.0°)



Orma_C | Downlights | Accessories
81238M60



Outer casing - (to be completed with universal grill 99750)
installation position: ceiling; type of installation: masonry L=290mm, H=125mm, D=190mm

Code
99749



Accessories for outer casings - Universal grille for outer casing 99749

Code
99750