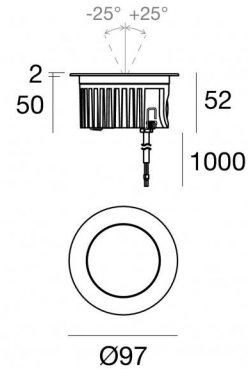


Uplights | 1 arrayLED 9 W DC 24 V | CRI 80
81202W60



Technical data	
Type	Walk Over
Installation position	Floor
Installation environment	Outdoor
Light Source	LED
Circuit structure	arrayLED
Optics	Wide Flood
Light emission direction	upward
Nominal power	9 W DC
Source lumens	1244 lm
Input voltage range	24 V
CCT / Tone	3000 K
Colour rendering index	80 Ra
C.C. / C.V.	CV
Safety class	3
IP	IP68
Installation limitations	Not for underwater use
IK	IK10
Glow wire test	850°
Direct mounting on normally flammable surfaces	Yes
CE	Yes
Driver included	No
C.V. - C.C. Converter	Converter 24V included
Dimmable article	No
Directional	No
Tilting	Yes
total angle (vertical plane)	50 °
Walk-over	Yes
Drive-over	No
Cable included	Yes
Cable length	1 m
Resin potting	Yes
Type of light emission	Single emission
Net weight	0.5 Kg
Electrostatic discharge protection	No
Surge protection	No
Product technological characteristics	Acquastop

Finishing casing

Material	Die-cast Aluminium EN AB - 46100
Colour	black
Processing	Open pore anodizing + Powder Coating

Finishing diffuser

Material	Extra clear glass - Tempered
Colour	transparent
Processing	Silk-screening

Finishing flange

Material	AISI 316L steel
Colour	steel
Processing	Brushing

Electronics



89179
On/Off Driver 198~264V AC 24 W (1 - 2 art.)



89359
On/Off Driver 198~264V AC / 180~275V DC 48 W (1 - 5 art.)



99331
On/Off Driver 198~264V AC / 176~275V DC 150 W (1 - 16 art.)



99660
DALI - 1-10V Controller 24V DC 216 W (- art.)



C-E500023
DALI - 1-10V - Push and Simply Dim Controller 8~53V DC 576 W (- art.)

Cables Electrification

Cable connector	No
-----------------	----

Uplights | 1 arrayLED 9 W DC 24 V | CRI 80 | Base 81202W60

Single emission uplights for outdoor application. The warm white LED light source with a wide flood light distribution is composed of 1 arrayed LEDs with CCT of 3000 K and a CRI 80; the source luminous flux is 1244 lm, with a 138.2 lm/W nominal luminous efficacy.

The device body is made of die-cast aluminium en ab - 46100 and features a black finish, processed by means of open pore anodizing + powder coating; the diffuser is made of extra clear glass - tempered with a silk-screening treatment. The ingress protection degree is IP68; the total weight is of 0.5 kg.

The total absorbed power is 9 W. The power supply cable is included and features a 1 m length.

The device features protection class III and can be floor-mounted with an outer casing, code 99651 (for concrete or masonry).

Compliant with the EN 60598-1 standard and its specific provisions.

Energy efficiency class

This product contains a light source of energy efficiency class E.

Illuminotechnical Features

Light Output Ratio (LOR)	72 %
Source lumens	1244 lm
Delivered lumens	903 lm
Consumption	9 W
Luminaire efficacy	100 lm/W
Colour temperature	3000 K
Standard Deviation of Colour Matching	2 Step MacAdam
Colour rendering index	80 Ra
Black Body Locus	On

Standard Operating Ambient Temperature	-20 / +50°C
Ordinary temperature on the glass	40°C

LED Life / Failure Ratio

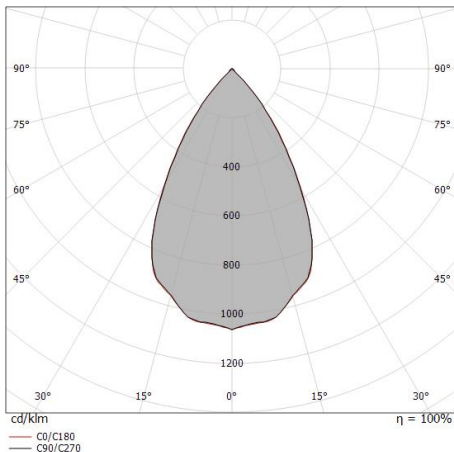
L70 B10 C0 252000h (at Tj 65 Ta 25)

UGR

UGR axial	19.6
UGR transversal	19.7
X=4H Y=8H	S=0.25H
Reflection factor	70/50/20

OPTICAL

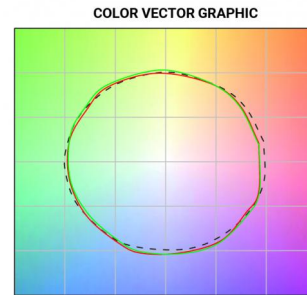
C0/C180 optics	61°
Light distribution simmetry	Symmetrical



Distance [m]	Cone diameter [m]	E(0°)	E(C90)	E(C0)
0.5	0.59	3834	1228	1228
1.0	1.18	958	307	307
1.5	1.77	426	136	136
2.0	2.36	240	77	77
2.5	2.95	153	49	49
3.0	3.53	106	34	34

Distance [m] Cone diameter [m] Illuminance [lx]

— C0/C180 (Half-peak divergence: 61.2°)
— C90/C270 (Half-peak divergence: 61.0°)





Orma_IJ | Uplights | Accessories
81202W60



Outer casing

installation position: floor, land; type of installation: masonry L=114mm, H=76mm,
D=114mm.

Material:ABS Plastic, colour:black.

Code

99651