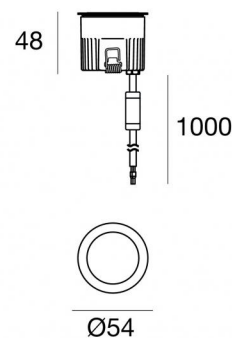




Uplights | 1 x powerLED 5 W DC 24 V | CRI 80  
81185W15



Technical data	
Type	Walk Over
Installation position	Floor
Installation environment	Outdoor
Light Source	LED
Circuit structure	powerLED
Optics	Spot
Light emission direction	upward
Nominal power	5 W DC
Source lumens	490 lm
Input voltage range	24 V
CCT / Tone	3000 K
Colour rendering index	80 Ra
C.C. / C.V.	CV
Safety class	3
IP	IP68
Installation limitations	Not for underwater use
IK	IK10
Glow wire test	850°
Direct mounting on normally flammable surfaces	Yes
CE	Yes
Driver included	No
C.V. - C.C. Converter	Converter 24V included
Dimmable article	No
Directional	No
Tilting	No
Walk-over	Yes
Drive-over	No
Cable included	Yes
Cable length	1 m
Resin potting	Yes
Type of light emission	Single emission
Net weight	0.2 Kg
Electrostatic discharge protection	No
Surge protection	No
Optics technology	Honey comb
Product technological characteristics	Acquastop - TVS

#### Finishing casing

Material	Die-cast Aluminium EN AB - 46100
Colour	black
Processing	Open pore anodizing + Powder Coating

#### Finishing diffuser

Material	Extra clear glass - Tempered
Colour	transparent

#### Finishing flange

Material	AISI 316L steel
Colour	steel
Processing	Brushing

#### Electronics



89488  
On/Off Driver 190~250V AC / 180~275V DC 15 W (1 - 2 art.)



89179  
On/Off Driver 198~264V AC 24 W (1 - 4 art.)



89359  
On/Off Driver 198~264V AC / 180~275V DC 48 W (1 - 9 art.)



99331  
On/Off Driver 198~264V AC / 176~275V DC 150 W (1 - 30 art.)



99660  
DALI - 1-10V Controller 24V DC 216 W (- art.)



C-E500023  
DALI - 1-10V - Push and Simply Dim Controller 8~53V DC 576 W (- art.)

#### Cables Electrification with converter

Cable connector	No
-----------------	----



## Uplights | 1 x powerLED 5 W DC 24 V | CRI 80 | Base 81185W15

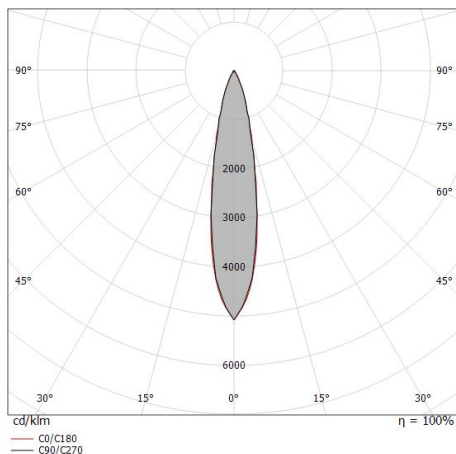
Single emission uplights for outdoor application. The warm white LED light source with a spot light distribution is composed of 1 powerLEDs with CCT of 3000 K and a CRI 80; the source luminous flux is 490 lm, with a 98.0 lm/W nominal luminous efficacy.

The device body is made of die-cast aluminium en ab - 46100 and features a black finish, processed by means of open pore anodizing + powder coating; the diffuser is made of extra clear glass - tempered. The ingress protection degree is IP68; the total weight is of 0.2 kg.

The total absorbed power is 5 W. The power supply cable is included and features a 1 m length.

The device features protection class III and can be floor-mounted with an outer casing, code 99855(for concrete or masonry).

Compliant with the EN 60598-1 standard and its specific provisions.



Distance [m]	Cone diameter [m]	illuminance [lx]
0.5	0.18 0.18	E(0°) 4555 E(C90) 2183 E(C0) 2182
1.0	0.36 0.36	E(0°) 1139 E(C90) 546 E(C0) 546
1.5	0.54 0.55	E(0°) 506 E(C90) 243 E(C0) 242
2.0	0.72 0.73	E(0°) 285 E(C90) 136 E(C0) 136
2.5	0.90 0.91	E(0°) 182 E(C90) 87 E(C0) 87
3.0	1.08 1.09	E(0°) 127 E(C90) 61 E(C0) 61

— C0/C180 (Half-peak divergence: 20.6°)  
— C90/C270 (Half-peak divergence: 20.4°)

### Energy efficiency class

This product contains a light source of energy efficiency class E.

### Illuminotechnical Features

Light Output Ratio (LOR)	45 %
Source lumens	490 lm
Delivered lumens	224 lm
Consumption	5 W
Luminaire efficacy	44 lm/W
Colour temperature	3000 K
Standard Deviation of Colour Matching	3 Step MacAdam
Colour rendering index	80 Ra

Standard Operating Ambient Temperature -20 / +50°C

Ordinary temperature on the glass 40°C

### LED Life / Failure Ratio

L70 B10 C0 247450h (at Tj 60 Ta 25 )

### UGR

UGR axial	12.6
UGR transversal	13
X=4H   Y=8H	S=0.25H
Reflection factor	70/50/20

### OPTICAL

C0/C180 optics	20°
Light distribution simmetry	Symmetrical



Outer casing

installation position: floor, land; type of installation: masonry L=97mm, H=76mm, D=97mm.  
 Material:ABS Plastic, colour:black.

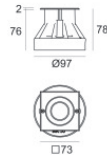

**Code**  
99650



Outer casing


installation position: floor, land; type of installation: masonry L=97mm, H=78mm, D=97mm.  
 Material:AISI 316 steel, colour:steel.

**Finish**  
 **Code**  
 99560



Outer casing

installation position: floor, land; type of installation: masonry L=73mm, H=76mm, D=73mm.  
 Material:AISI 316 steel, colour:steel.

**Finish**  
 **Code**  
 99855