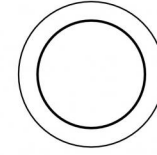
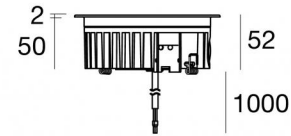


Uplights | 1 arrayLED 13 W DC 24 V | CRI 80
81180N60



Ø138

Technical data	
Type	Walk Over
Installation position	Floor
Installation environment	Outdoor
Light Source	LED
Circuit structure	arrayLED
Optics	Wide Flood
Light emission direction	upward
Nominal power	13 W DC
Source lumens	2010 lm
Input voltage range	24 V
CCT / Tone	4000 K
Colour rendering index	80 Ra
C.C. / C.V.	CV
Safety class	3
IP	IP68
Installation limitations	Not for underwater use
IK	IK10
Glow wire test	850°
Direct mounting on normally flammable surfaces	Yes
CE	Yes
Driver included	No
C.V. - C.C. Converter	Converter 24V included
Dimmable article	No
Directional	No
Tilting	No
Walk-over	Yes
Drive-over	2000 Kg
Cable included	Yes
Cable length	1 m
Resin potting	Yes
Type of light emission	Single emission
Net weight	0.9 Kg
Electrostatic discharge protection	No
Surge protection	No
Optics technology	Dark light
Product technological characteristics	Acquastop

Finishing casing

Material	Die-cast Aluminium EN AB - 46100
Colour	black
Processing	Open pore anodizing + Powder Coating

Finishing diffuser

Material	Extra clear glass - Tempered
Colour	transparent
Processing	Silk-screening

Finishing flange

Material	AISI 316L steel
Colour	steel
Processing	Brushing

Electronics



89179
On/Off Driver 198~264V AC 24 W (1 art.)



89359
On/Off Driver 198~264V AC / 180~275V DC 48 W (1 - 3 art.)



99331
On/Off Driver 198~264V AC / 176~275V DC 150 W (1 - 11 art.)



99660
DALI - 1-10V Controller 24V DC 216 W (- art.)



83042
1-10V - Push and Simply Dim - DALI-2 Controller (- art.)

Uplights | 1 arrayLED 13 W DC 24 V | CRI 80 | Base 81180N60

Single emission uplights for outdoor application. The natural white LED light source with a wide flood light distribution is composed of 1 arrayed LEDs with CCT of 4000 K and a CRI 80; the source luminous flux is 2010 lm, with a 154.6 lm/W nominal luminous efficacy.

The device body is made of die-cast aluminium en ab - 46100 and features a black finish, processed by means of open pore anodizing + powder coating; the diffuser is made of extra clear glass - tempered with a silk-screening treatment. The ingress protection degree is IP68; the total weight is of 0.9 kg.

The total absorbed power is 13 W. The power supply cable is included and features a 1 m length.

The device features protection class III and can be floor-mounted with an outer casing, code 99652(for concrete or masonry).

Compliant with the EN 60598-1 standard and its specific provisions.

Energy efficiency class

This product contains a light source of energy efficiency class D.

Illuminotechnical Features

Light Output Ratio (LOR)	53 %
Source lumens	2010 lm
Delivered lumens	1078 lm
Consumption	13 W
Luminaire efficacy	82 lm/W
Colour temperature	4000 K
Standard Deviation of Colour Matching	2 Step MacAdam
Colour rendering index	80 Ra

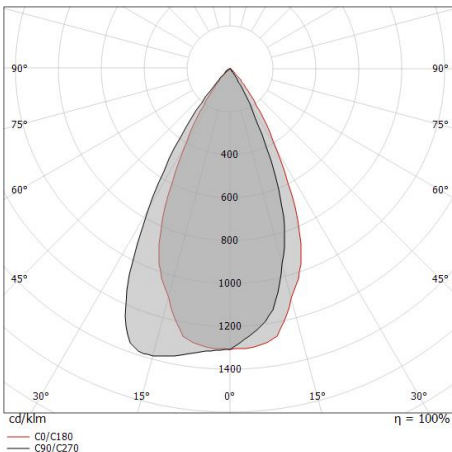
Standard Operating Ambient Temperature	-20 / +50°C
Ordinary temperature on the glass	40°C

LED Life / Failure Ratio

L70 B10 C0 296960h (at Tj 65 Ta 25)

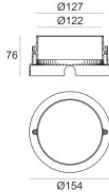
OPTICAL

C0/C180 optics	52°
Light distribution symmetry	Asymmetrical



Distance [m]	Cone diameter [m]	Illuminance [lx]
0.5	0.49	E(0°) 5196 E(C0) 1892
1.0	0.98	E(0°) 1299 E(C0) 473
1.5	1.46	E(0°) 577 E(C0) 210
2.0	1.95	E(0°) 325 E(C0) 118
2.5	2.44	E(0°) 208 E(C0) 76
3.0	2.93	E(0°) 144 E(C0) 53

Distance [m] Cone diameter [m] Illuminance [lx]
— C0/C180 (Half-peak divergence: 52.0°)



Outer casing

installation position: floor, land; type of installation: masonry L=154mm, H=76mm,
D=154mm.

Material:ABS Plastic, colour:black.

Code

99652