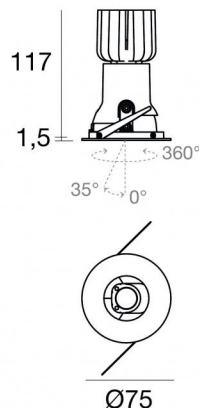




Downlights | 1 x powerLED 8 W DC 700 mA | CRI 90
81123W30



Technical data	
Type	Encasement with flange
Installation position	Ceiling
Installation environment	Indoor
Light Source	LED
Circuit structure	powerLED
Optics	Flood
Light emission direction	downward
Nominal power	8 W DC
Source lumens	738 lm
Input voltage range	700mA
CCT / Tone	3000 K
Colour rendering index	90 Ra
C.C. / C.V.	CC
Safety class	3
IP	IP44
Optical compartment IP	IP65
Glow wire test	850°
Direct mounting on normally flammable surfaces	Yes
CE	Yes
Driver included	No
Dimmable article	DALI - 1-10V
Directional	No
Tilting	Yes
total angle (horizontal plane)	360 °
total angle (vertical plane)	35 °
Walk-over	No
Drive-over	No
Cable included	Yes
Cable length	0.170 m
Resin potting	No
Type of light emission	Single emission
Net weight	0.277 Kg
Electrostatic discharge protection	No
Surge protection	No
Optics technology	Honey comb
Product technological characteristics	TVS

Finishing casing

Material	Die-cast Aluminium EN AB - 46100
Colour	black
Processing	Powder coating

Finishing diffuser

Material	UV Resistant Polycarbonate
Colour	transparent

Finishing flange

Material	Die-cast Aluminium EN AB - 46100
Colour	Black
Processing	Powder coating

Finishing radiator

Material	Die-cast Aluminium EN AB - 46100
Colour	Aluminium
Processing	Polishing

Electronics



99147
On/Off Driver 198-264V AC



99735
Multi Power 198-264V AC / 180-275V DC



99733
1-10V Multi Power 198-264V AC / 180-275V DC



C-E100012
Push and Simply Dim - DALI-2 Controller



C-E100016
Push and Simply Dim - DALI-2 Controller

Cables Electrification

Cable connector	No
-----------------	----



Downlights | 1 x powerLED 8 W DC 700 mA | CRI 90 | Base 81123W30

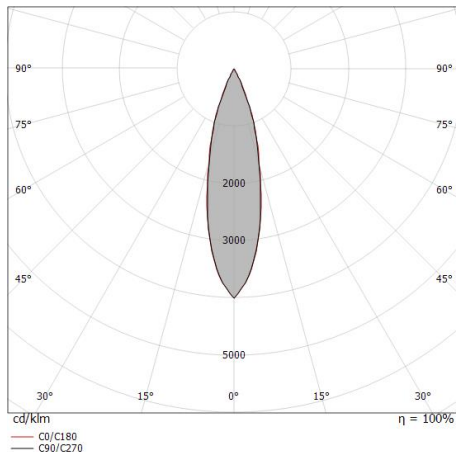
Single emission recessed downlights for indoor application. The warm white LED light source with a flood light distribution is composed of 1 powerLEDs with CCT of 3000 K and a CRI 90; the source luminous flux is 738 lm, with a 92.3 lm/W nominal luminous efficacy.

The device body is made of die-cast aluminium en ab - 46100 and features a black finish, processed by means of powder coating; the diffuser is made of uv resistant polycarbonate. The ingress protection degree is IP44; the total weight is of 0.277 kg. The power supply driver is not provided and is to be ordered separately.

The total absorbed power is 8 W. The power supply cable is included and features a 0.170 m length.

The device features protection class III and can be ceiling-mounted, with a 70 mm diameter hole (in plasterboard) with an outer casing, code 83064(for concrete or masonry).

Compliant with the EN 60598-1 standard and its specific provisions.



Distance [m]	Cone diameter [m]	illuminance [lx]
0.5	0.23 0.24	E(0°) 3213 E(C90) 13.2° 1483 E(C0) 13.3° 1484
1.0	0.47 0.47	E(0°) 803 E(C90) 13.2° 371 E(C0) 13.3° 371
1.5	0.70 0.71	E(0°) 357 E(C90) 13.2° 165 E(C0) 13.3° 165
2.0	0.94 0.95	E(0°) 201 E(C90) 13.2° 93 E(C0) 13.3° 93
2.5	1.17 1.18	E(0°) 129 E(C90) 13.2° 59 E(C0) 13.3° 59
3.0	1.41 1.42	E(0°) 89 E(C90) 13.2° 41 E(C0) 13.3° 41

— C0/C180 (Half-peak divergence: 26.6°)
— C90/C270 (Half-peak divergence: 26.4°)

Energy efficiency class

This product contains a light source of energy efficiency class F.

Illuminotechnical Features

Light Output Ratio (LOR)	27 %
Source lumens	738 lm
Delivered lumens	200 lm
Consumption	8 W
Luminaire efficacy	25 lm/W
Colour temperature	3000 K
Standard Deviation of Colour Matching	3 Step MacAdam
Colour rendering index	90 Ra
Black Body Locus	On
Standard Operating Ambient Temperature	-20 / +50°C
Ordinary temperature on the glass	40°C

LED Life / Failure Ratio

L70 B10 C0 247450h (at Tj 60 Ta 25)

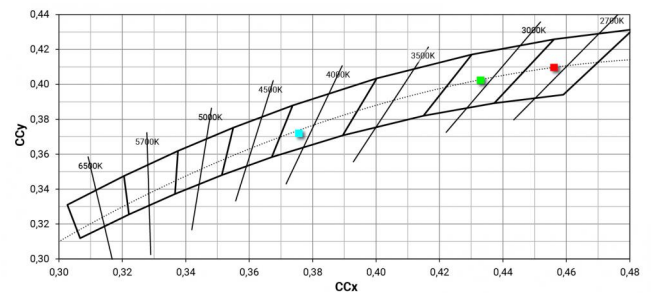
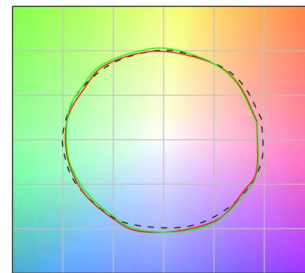
UGR


UGR axial	10.7
UGR transversal	11.3
X=4H Y=8H	S=0.25H
Reflection factor	70/50/20

OPTICAL

C0/C180 optics	26°
Light distribution simmetry	Symmetrical

COLOR VECTOR GRAPHIC





Outer casing

installation position: ceiling; type of installation: drywall L=83mm, H=12mm, D=83mm.

Material:Aluminium, colour:Anodised Aluminum, processing:Anodisation.

Finish



Code

83064