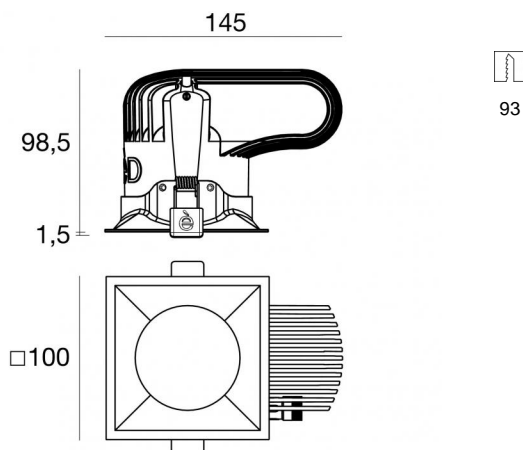




Downlights | 1 arrayLED 25 W DC 700 mA | CRI 90
80839M60



Technical data

Type	Encasement with flange
Installation position	Ceiling
Installation environment	Indoor
Light Source	LED
Circuit structure	arrayLED
Optics	Medium Wide Flood
Light emission direction	downward
Nominal power	25 W DC
Source lumens	3967 lm
Input voltage range	700mA
CCT / Tone	2700 K
Colour rendering index	90 Ra
C.C. / C.V.	CC
Safety class	3
IP	IP44
Optical compartment IP	IP65
IK	IK08
Glow wire test	850°
Direct mounting on normally flammable surfaces	Yes
CE	Yes
Driver included	No
Dimmable article	DALI - 1-10V
Directional	No
Tilting	No
Walk-over	No
Drive-over	No
Cable included	Yes
Cable length	0.300 m
Resin potting	No
Type of light emission	Single emission
Net weight	0.68 Kg
Electrostatic discharge protection	No
Surge protection	No
Optics technology	Honey comb

Finishing casing

Material	Die-cast Aluminium EN AB - 46100
Colour	White
Processing	Powder coating




Finishing diffuser

Material	UV Resistant Polycarbonate
Colour	transparent

Finishing radiator

Material	Die-cast Aluminium EN AB - 46100
Colour	Aluminium
Processing	Polishing

Electronics

-  99112
On/Off Driver 198-264V AC (1 art.)
-  83066
1-10V - Push and Simply Dim - DALI-2 Controller (1 art.)
-  C-E100031
DALI - Push and Simply Dim Multi Power 198-264V AC / 180-275V DC (1 art.)

Cables Electrification

Cable connector	Male Easy plug
IP (locked condition)	66
Cable connector	Female Easy plug



Downlights | 1 arrayLED 25 W DC 700 mA | CRI 90 | Base 80839M60

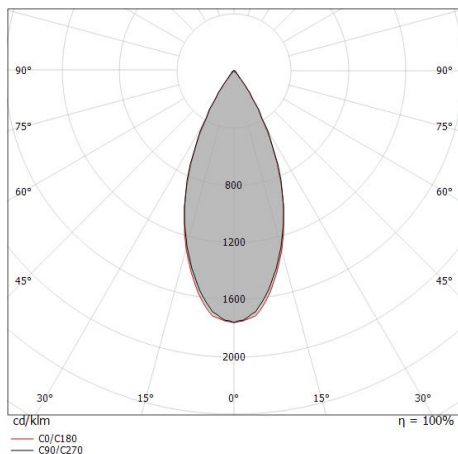
Single emission recessed downlights for indoor application. The super warm white LED light source with a medium wide flood light distribution is composed of 1 arrayed LEDs with CCT of 2700 K and a CRI 90; the source luminous flux is 3967 lm, with a 158.7 lm/W nominal luminous efficacy.

The device body is made of die-cast aluminium en ab - 46100 and features a white finish, processed by means of powder coating; the diffuser is made of uv resistant polycarbonate. The ingress protection degree is IP44; the total weight is of 0.68 kg. The power supply driver is not provided and is to be ordered separately.

The total absorbed power is 25 W. The power supply cable is included and features a 0.300 m length.

The device features protection class III and can be ceiling-mounted, with a 93 x 93 mm hole (in plasterboard).

Compliant with the EN 60598-1 standard and its specific provisions.



Distance [m]	Cone diameter [m]	Illuminance [lx]
0.5	0.41	E(0°) 9620 E(C0) 3825
1.0	0.82	E(0°) 2405 E(C0) 956
1.5	1.22	E(0°) 1069 E(C0) 425
2.0	1.63	E(0°) 601 E(C0) 239
2.5	2.04	E(0°) 385 E(C0) 153
3.0	2.45	E(0°) 267 E(C0) 106

Distance [m] Cone diameter [m] Illuminance [lx]
— C0/C180 (Half-peak divergence: 44.4°)

Energy efficiency class

This product contains a light source of energy efficiency class E.

Illuminotechnical Features

Light Output Ratio (LOR)	34 %
Source lumens	3967 lm
Delivered lumens	1366 lm
Consumption	18 W
Luminaire efficacy	75 lm/W
Colour temperature	2700 K
Standard Deviation of Colour Matching	2 Step MacAdam
Colour rendering index	90 Ra
Standard Operating Ambient Temperature	-20 / +50°C
Ordinary temperature on the glass	40°C

LED Life / Failure Ratio

L70 B10 C0 252000h (at Tj 65 Ta 25)

UGR

UGR transversal	14.6
UGR axial	15
X=4H Y=8H	S=0.25H
Reflection factor	70/50/20

OPTICAL

C0/C180 optics	44°
Light distribution simmetry	Symmetrical

Downlights | 1 arrayLED 25 W DC 700 mA | CRI 90 | Base 80839M60

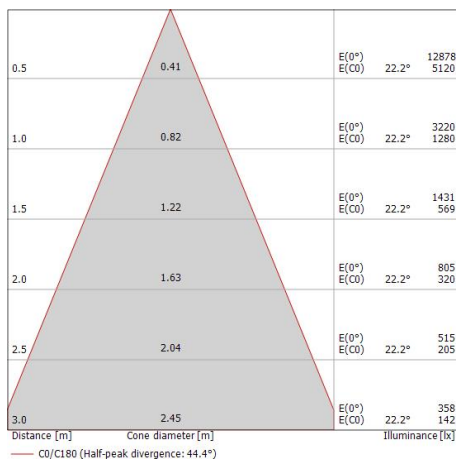
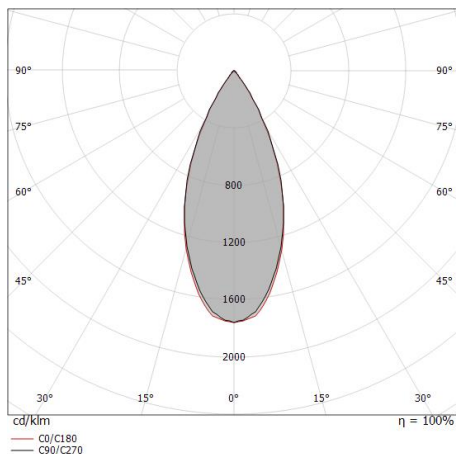
Single emission recessed downlights for indoor application. The super warm white LED light source with a medium wide flood light distribution is composed of 1 arrayed LEDs with CCT of 2700 K and a CRI 90; the source luminous flux is 3967 lm, with a 158.7 lm/W nominal luminous efficacy.

The device body is made of die-cast aluminium en ab - 46100 and features a white finish, processed by means of powder coating; the diffuser is made of uv resistant polycarbonate. The ingress protection degree is IP44; the total weight is of 0.68 kg. The power supply driver is not provided and is to be ordered separately.

The total absorbed power is 25 W. The power supply cable is included and features a 0.300 m length.

The device features protection class III and can be ceiling-mounted, with a 93 x 93 mm hole (in plasterboard).

Compliant with the EN 60598-1 standard and its specific provisions.



Energy efficiency class

This product contains a light source of energy efficiency class E.

Illuminotechnical Features

Light Output Ratio (LOR)	46 %
Source lumens	3967 lm
Delivered lumens	1829 lm
Consumption	25 W
Luminaire efficacy	73 lm/W
Colour temperature	2700 K
Standard Deviation of Colour Matching	2 Step MacAdam
Colour rendering index	90 Ra

Standard Operating Ambient Temperature -20 / +50°C

Ordinary temperature on the glass 40°C

LED Life / Failure Ratio

L70 B10 C0 252000h (at Tj 65 Ta 25)

UGR

UGR transversal	15.6
UGR axial	16.1
X=4H Y=8H	S=0.25H
Reflection factor	70/50/20

OPTICAL

C0/C180 optics	44°
Light distribution simmetry	Symmetrical