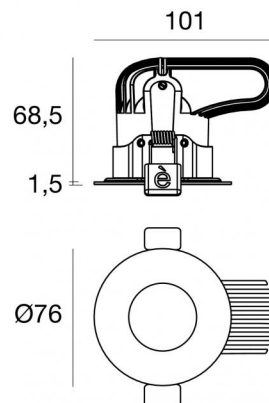


Downlights | 1 arrayLED 12.5 W DC 350 mA | CRI 90  
80801N30






68

Technical data	
Type	Encasement with flange
Installation position	Ceiling
Installation environment	Indoor
Light Source	LED
Circuit structure	arrayLED
Optics	Flood
Light emission direction	downward
Nominal power	12.5 W DC
Source lumens	1736 lm
Input voltage range	350mA
CCT / Tone	4000 K
Colour rendering index	90 Ra
C.C. / C.V.	CC
Safety class	3
IP	IP44
Optical compartment IP	IP65
IK	IK08
Glow wire test	850°
Direct mounting on normally flammable surfaces	Yes
CE	Yes
Driver included	No
Dimmable article	DALI - 1-10V
Directional	No
Tilting	No
Walk-over	No
Drive-over	No
Cable included	Yes
Cable length	0.300 m
Resin potting	No
Type of light emission	Single emission
Net weight	0.26 Kg
Electrostatic discharge protection	No
Surge protection	No
Optics technology	Honey comb

Finishing casing	
Material	Die-cast Aluminium EN AB - 46100
Colour	Grey
Processing	Powder coating

Finishing diffuser	
Material	UV Resistant Polycarbonate
Colour	transparent

Finishing radiator	
Material	Die-cast Aluminium EN AB - 46100
Colour	Aluminium
Processing	Polishing

Electronics	
	99115 1-10V - N/O button Multi Power 198-264V AC / 180-275V DC (1 art.)
	99375 On/Off Driver 198-264V AC (1 art.)
	83322 Push and Simply Dim - DALI-2 Controller (1 art.)

Cables Electrification	
Cable connector	FEMALE JST SMR-02V-BC
Cable connector	MALE JST SMR-02V-B



## Downlights | 1 arrayLED 12.5 W DC 350 mA | CRI 90 | Base 80801N30

Single emission recessed downlights for indoor application. The natural white LED light source with a flood light distribution is composed of 1 arrayed LEDs with CCT of 4000 K and a CRI 90; the source luminous flux is 1736 lm, with a 138.9 lm/W nominal luminous efficacy.

The device body is made of die-cast aluminium en ab - 46100 and features a grey finish, processed by means of powder coating; the diffuser is made of uv resistant polycarbonate. The ingress protection degree is IP44; the total weight is of 0.26 kg. The power supply driver is not provided and is to be ordered separately.

The total absorbed power is 12.5 W. The power supply cable is included and features a 0.300 m length.

The device features protection class III and can be ceiling-mounted, with a 68 mm diameter hole (in plasterboard).

Compliant with the EN 60598-1 standard and its specific provisions.

### Energy efficiency class

This product contains a light source of energy efficiency class E.

### Illuminotechnical Features

Light Output Ratio (LOR)	37 %
Source lumens	1736 lm
Delivered lumens	650 lm
Consumption	8 W
Luminaire efficacy	81 lm/W
Colour temperature	4000 K
Standard Deviation of Colour Matching	2 Step MacAdam
Colour rendering index	90 Ra
Standard Operating Ambient Temperature	-20 / +50°C
Ordinary temperature on the glass	40°C

### LED Life / Failure Ratio

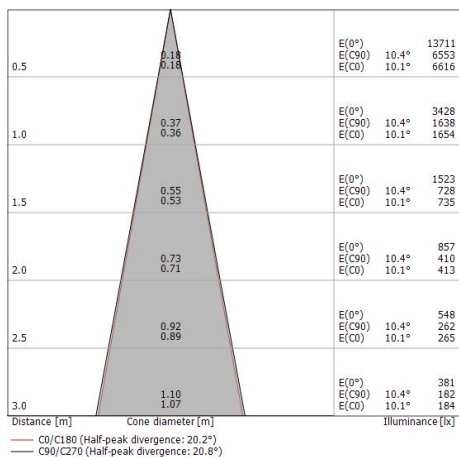
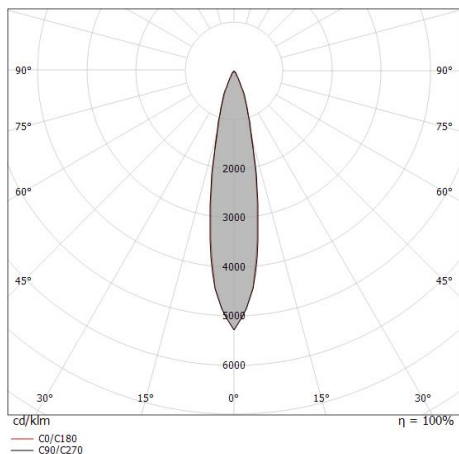
L70 B10 C0 296960h (at Tj 65 Ta 25 )

### UGR

UGR transversal	10.3
UGR axial	10.5
X=4H   Y=8H	S=0.25H
Reflection factor	70/50/20

### OPTICAL

C0/C180 optics	20°
Light distribution simmetry	Symmetrical



## Downlights | 1 arrayLED 12.5 W DC 350 mA | CRI 90 | Base 80801N30

Single emission recessed downlights for indoor application. The natural white LED light source with a flood light distribution is composed of 1 arrayed LEDs with CCT of 4000 K and a CRI 90; the source luminous flux is 1736 lm, with a 138.9 lm/W nominal luminous efficacy.

The device body is made of die-cast aluminium en ab - 46100 and features a grey finish, processed by means of powder coating; the diffuser is made of uv resistant polycarbonate. The ingress protection degree is IP44; the total weight is of 0.26 kg. The power supply driver is not provided and is to be ordered separately.

The total absorbed power is 12.5 W. The power supply cable is included and features a 0.300 m length.

The device features protection class III and can be ceiling-mounted, with a 68 mm diameter hole (in plasterboard).

Compliant with the EN 60598-1 standard and its specific provisions.

### Energy efficiency class

This product contains a light source of energy efficiency class E.

### Illuminotechnical Features

Light Output Ratio (LOR)	56 %
Source lumens	1736 lm
Delivered lumens	975 lm
Consumption	13 W
Luminaire efficacy	75 lm/W
Colour temperature	4000 K
Standard Deviation of Colour Matching	2 Step MacAdam
Colour rendering index	90 Ra

Standard Operating Ambient Temperature	-20 / +50°C
Ordinary temperature on the glass	40°C

### LED Life / Failure Ratio

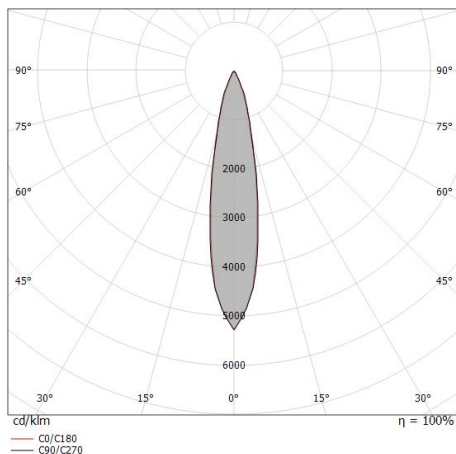
L70 B10 C0 296960h (at Tj 65 Ta 25 )

### UGR

UGR transversal	11.7
UGR axial	11.9
X=4H   Y=8H	S=0.25H
Reflection factor	70/50/20

### OPTICAL

C0/C180 optics	20°
Light distribution simmetry	Symmetrical



Distance [m]	Cone diameter [m]	illuminance [lx]
0.5	0.18 0.18	E(0°) 20556 E(C90) 10.4° 9824 E(C0) 10.1° 9919
1.0	0.37 0.36	E(0°) 5139 E(C90) 10.4° 2456 E(C0) 10.1° 2480
1.5	0.55 0.53	E(0°) 2284 E(C90) 10.4° 1092 E(C0) 10.1° 1102
2.0	0.73 0.71	E(0°) 1285 E(C90) 10.4° 614 E(C0) 10.1° 620
2.5	0.92 0.89	E(0°) 822 E(C90) 10.4° 393 E(C0) 10.1° 397
3.0	1.10 1.07	E(0°) 571 E(C90) 10.4° 273 E(C0) 10.1° 276

Distance [m]      Cone diameter [m]      illuminance [lx]

— C0/C180 (Half-peak divergence: 20.2°)  
— C90/C270 (Half-peak divergence: 20.8°)