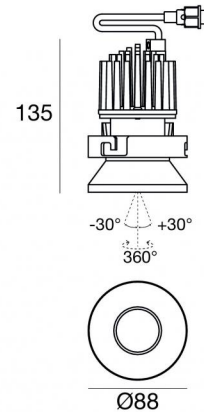




Downlights | 1 arrayLED 15 W DC 400 mA | CRI 90  
**80649W60**



Technical data	
Type	Semi-recessed
Installation position	Ceiling
Installation environment	Indoor
Light Source	LED
Circuit structure	arrayLED
Optics	Wide Flood
Light emission direction	downward
Nominal power	15 W DC
Source lumens	2318 lm
Input voltage range	400mA
CCT / Tone	3000 K
Colour rendering index	90 Ra
C.C. / C.V.	CC
Safety class	3
IP	IP44
Optical compartment IP	IP65
Glow wire test	850°
Direct mounting on normally flammable surfaces	Yes
CE	Yes
Driver included	No
Dimmable article	DALI - 1-10V
Directional	No
Tilting	Yes
total angle (horizontal plane)	360 °
total angle (vertical plane)	60 °
Walk-over	No
Drive-over	No
Cable included	Yes
Cable length	0.370 m
Resin potting	No
Type of light emission	Single emission
Net weight	0.480 Kg
Electrostatic discharge protection	No
Surge protection	No
Optics technology	F.O.L.

### Finishing casing

Material	Aluminium 6026
Colour	Black
Processing	Powder coating


### Finishing diffuser

Material	UV Resistant Polycarbonate
Colour	transparent

### Finishing radiator

Material	Die-cast Aluminium EN AB - 46100
Processing	Tumbling

### Electronics

 99740  
 Multi Power 198~264V AC / 180~275V DC (1 art.)

 99739  
 1-10V Multi Power 198~264V AC / 180~275V DC (1 art.)

 C-E100032  
 Push and Simply Dim - DALI-2 Controller (1 art.)

### Cables Electrification

Cable connector	MALE JST SMR-02V-B
-----------------	--------------------

## Downlights | 1 arrayLED 15 W DC 400 mA | CRI 90 | Base 80649W60

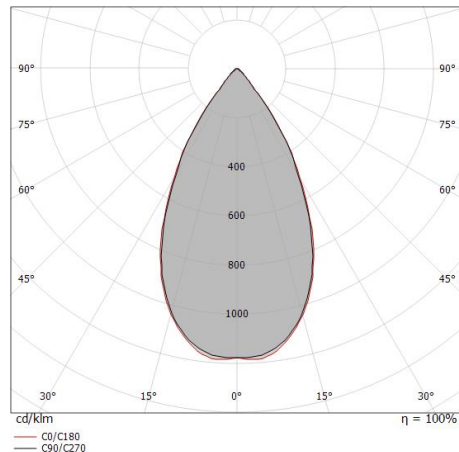
Single emission recessed downlights for indoor application. The warm white LED light source with a wide flood light distribution is composed of 1 arrayLEDs with CCT of 3000 K and a CRI 90; the source luminous flux is 2318 lm, with a 154.5 lm/W nominal luminous efficacy.

The device body is made of aluminium 6026 and features a black finish, processed by means of powder coating; the diffuser is made of uv resistant polycarbonate. The ingress protection degree is IP44; the total weight is of 0.480 kg. The power supply driver is not provided and is to be ordered separately.

The total absorbed power is 15 W. The power supply cable is included and features a 0.370 m length.

The device features protection class III and can be ceiling-mounted with an outer casing, code 98537(for concrete or masonry).

Compliant with the EN 60598-1 standard and its specific provisions.



Distance [m]	Cone diameter [m]	illuminance [lx]
0.5	0.53	E(0°) 4169 E(C90) 1447 E(C0) 1449
1.0	1.05	E(0°) 1042 E(C90) 362 E(C0) 362
1.5	1.58	E(0°) 463 E(C90) 161 E(C0) 161
2.0	2.11	E(0°) 261 E(C90) 90 E(C0) 91
2.5	2.64	E(0°) 167 E(C90) 58 E(C0) 58
3.0	3.16	E(0°) 116 E(C90) 40 E(C0) 40

Distance [m] Cone diameter [m] illuminance [lx]

— C0/C180 (Half-peak divergence: 56.0°)  
— C90/C270 (Half-peak divergence: 55.6°)

### Energy efficiency class

This product contains a light source of energy efficiency class E.

### Illuminotechnical Features

Light Output Ratio (LOR)	38 %
Source lumens	2318 lm
Delivered lumens	885 lm
Consumption	15 W
Luminaire efficacy	59 lm/W
Colour temperature	3000 K
Standard Deviation of Colour Matching	2 Step MacAdam
Colour rendering index	90 Ra
Colour Rendering Index	60 R9
Black Body Locus	On
Standard Operating Ambient Temperature	-20 / +50°C
Ordinary temperature on the glass	40°C

### LED Life / Failure Ratio

L70 B10 C0 252000h (at Tj 65 Ta 25 )

### UGR

UGR axial	17.7
UGR transversal	17.8
X=4H   Y=8H	S=0.25H
Reflection factor	70/50/20

### OPTICAL

C0/C180 optics	56°
Light distribution simmetry	Symmetrical

### COLOR VECTOR GRAPHIC





**Outer casing**

installation position: ceiling; type of installation: drywall L=105mm, H=81mm, D=105mm.

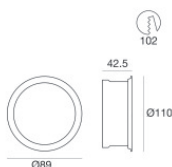
Material:ABS + glass fiber 15%, colour:white, processing:raw.

**Finish**

White

**Code**

98500



**Outer casing - outer casing**

installation position: ceiling; type of installation: drywall L=110mm, H=42.5mm, D=110mm.

Material:Aluminium, colour:Black, processing:Coating.

**Finish**

Black

**Code**

98537