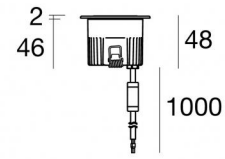




Uplights | 1 x powerLED 4 W DC 350 mA | CRI 80  
80584W60



Ø64

Technical data	
Type	Walk Over
Installation position	Floor
Installation environment	Outdoor
Light Source	LED
Circuit structure	powerLED
Optics	Wide Flood
Light emission direction	upward
Nominal power	4 W DC
Source lumens	490 lm
Input voltage range	350mA
CCT / Tone	3000 K
Colour rendering index	80 Ra
C.C. / C.V.	CC
Safety class	3
IP	IP68
Installation limitations	Not for underwater use
IK	IK10
Glow wire test	850°
Direct mounting on normally flammable surfaces	Yes
CE	Yes
Driver included	No
Dimmable article	DALI - 1-10V
Directional	No
Tilting	No
Walk-over	Yes
Drive-over	2000 Kg
Cable included	Yes
Cable length	1 m
Resin potting	Yes
Type of light emission	Single emission
Net weight	0.2 Kg
Electrostatic discharge protection	No
Surge protection	No
Optics technology	Dark light
Product technological characteristics	Acquastop - TVS

#### Finishing casing

Material	Die-cast Aluminium EN AB - 46100
Colour	black
Processing	Open pore anodizing + Powder Coating

#### Finishing diffuser

Material	Extra clear glass - Tempered
Colour	transparent

#### Finishing flange

Material	AISI 316L steel
Colour	steel
Processing	Brushing

#### Electronics



89421  
On/Off Driver 198~264V AC / 176~275V DC (1 art.)



C-E200006  
On/Off Driver 198~264V AC / 180~275V DC (1 - 3 art.)

#### Cables Electrification

Cable connector	No
-----------------	----

## Uplights | 1 x powerLED 4 W DC 350 mA | CRI 80 | Base 80584W60

Single emission uplights for outdoor application. The warm white LED light source with a wide flood light distribution is composed of 1 powered LEDs with CCT of 3000 K and a CRI 80; the source luminous flux is 490 lm, with a 122.5 lm/W nominal luminous efficacy.

The device body is made of die-cast aluminium en ab - 46100 and features a black finish, processed by means of open pore anodizing + powder coating; the diffuser is made of extra clear glass - tempered. The ingress protection degree is IP68; the total weight is of 0.2 kg. The power supply driver is not provided and is to be ordered separately.

The total absorbed power is 4 W. The power supply cable is included and features a 1 m length.

The device features protection class III and can be floor-mounted with an outer casing, code 99650(for concrete or masonry).

Compliant with the EN 60598-1 standard and its specific provisions.

### Energy efficiency class

This product contains a light source of energy efficiency class E.

### Illuminotechnical Features

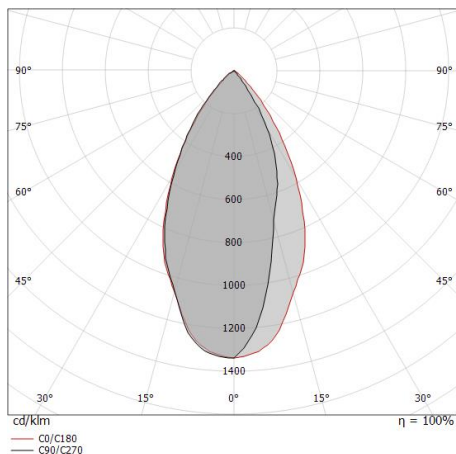
Light Output Ratio (LOR)	46 %
Source lumens	490 lm
Delivered lumens	230 lm
Consumption	4 W
Luminaire efficacy	57 lm/W
Colour temperature	3000 K
Standard Deviation of Colour Matching	3 Step MacAdam
Colour rendering index	80 Ra
Standard Operating Ambient Temperature	-20 / +50°C
Ordinary temperature on the glass	40°C

### LED Life / Failure Ratio

L70 B10 C0 247450h (at Tj 60 Ta 25 )

### OPTICAL

C0/C180 optics	55°
Light distribution symmetry	Asymmetrical

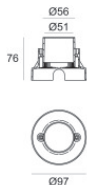


Distance [m]	Cone diameter [m]	illuminance [lx]	E(0°)	E(C0)	E(27.5°)
0.5	0.52	1227	429		
1.0	1.04	307	107		
1.5	1.56	136	48		
2.0	2.08	77	27		
2.5	2.60	49	17		
3.0	3.12	34	12		

Distance [m] Cone diameter [m] illuminance [lx]  
 — C0/C180 (Half-peak divergence: 55.0°)



Orma\_I | Uplights | Accessories  
**80584W60**



Outer casing

installation position: floor, land; type of installation: masonry L=97mm, H=76mm, D=97mm.

Material:ABS Plastic, colour:black.

**Code**

99650