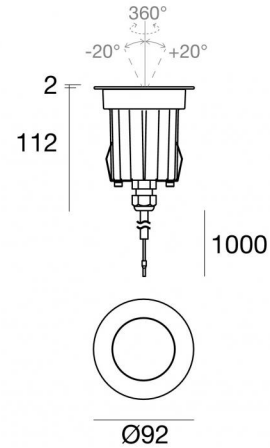


Suelo_RJ Pro



Uplights | 1 x powerLED 9 W DC 24 V | CRI 80
80578M60



Technical data	
Type	Drive Over
Installation position	Floor
Installation environment	Outdoor
Light Source	LED
Circuit structure	powerLED
Optics	Wide Flood
Light emission direction	upward
Nominal power	9 W DC
Source lumens	760 lm
Input voltage range	24 V
CCT / Tone	2700 K
Colour rendering index	80 Ra
C.C. / C.V.	CV
Safety class	3
IP	IP68
Installation limitations	Not for underwater use
IK	IK10
Glow wire test	850°
Direct mounting on normally flammable surfaces	Yes
CE	Yes
Driver included	No
C.V. - C.C. Converter	Converter 24V included
Dimmable article	No
Directional	No
Tilting	Yes
total angle (horizontal plane)	360 °
total angle (vertical plane)	40 °
Walk-over	Yes
Drive-over	2500 Kg
Cable included	Yes
Cable length	1 m
Resin potting	Yes
Type of light emission	Single emission
Net weight	0.7 Kg
Electrostatic discharge protection	No
Surge protection	No
Product technological characteristics	Acquastop - TVS

Finishing casing

Material	Die-cast Aluminium EN AB - 46100
Colour	black
Processing	Open pore anodizing + Powder Coating

Finishing diffuser

Material	Extra clear glass - Tempered
Colour	transparent

Finishing flange

Material	AISI 316L steel
Colour	steel
Processing	Brushing

Electronics



89488
On/Off Driver 190~250V AC / 180~275V DC 15 W (1 art.)



89179
On/Off Driver 198~264V AC 24 W (1 - 2 art.)



89359
On/Off Driver 198~264V AC / 180~275V DC 48 W (1 - 5 art.)



99331
On/Off Driver 198~264V AC / 176~275V DC 150 W (1 - 16 art.)



99660
DALI - 1-10V Controller 24V DC 216 W (- art.)



C-E500023
DALI - 1-10V - Push and Simply Dim Controller 8~53V DC 576 W (- art.)

Cables Electrification

Cable connector	No
-----------------	----



Uplights | 1 x powerLED 9 W DC 24 V | CRI 80 | Base 80578M60

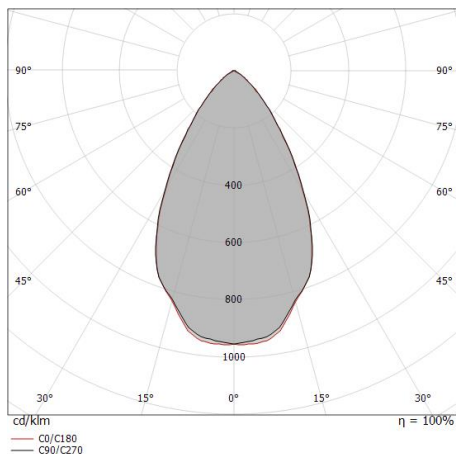
Single emission uplights for outdoor application. The super warm white LED light source with a wide flood light distribution is composed of 1 powered LEDs with CCT of 2700 K and a CRI 80; the source luminous flux is 760 lm, with a 84.4 lm/W nominal luminous efficacy.

The device body is made of die-cast aluminium en ab - 46100 and features a black finish, processed by means of open pore anodizing + powder coating; the diffuser is made of extra clear glass - tempered. The ingress protection degree is IP68; the total weight is of 0.7 kg.

The total absorbed power is 9 W. The power supply cable is included and features a 1 m length.

The device features protection class III and can be floor-mounted with an outer casing, code 99680(for concrete or masonry).

Compliant with the EN 60598-1 standard and its specific provisions.



Distance [m]	Cone diameter [m]	illuminance [lx]
0.5	0.58 0.58	E(0°) 2187 E(C90) 30.2° 711 E(C0) 30.0° 716
1.0	1.16 1.15	E(0°) 547 E(C90) 30.2° 178 E(C0) 30.0° 179
1.5	1.75 1.73	E(0°) 243 E(C90) 30.2° 79 E(C0) 30.0° 80
2.0	2.33 2.31	E(0°) 137 E(C90) 30.2° 44 E(C0) 30.0° 45
2.5	2.91 2.89	E(0°) 87 E(C90) 30.2° 28 E(C0) 30.0° 29
3.0	3.49 3.46	E(0°) 61 E(C90) 30.2° 20 E(C0) 30.0° 20

— C0/C180 (Half-peak divergence: 60.0°)
— C90/C270 (Half-peak divergence: 60.4°)

Energy efficiency class

This product contains a light source of energy efficiency class E.

Illuminotechnical Features

Light Output Ratio (LOR)	75 %
Source lumens	760 lm
Delivered lumens	573 lm
Consumption	9 W
Luminaire efficacy	63 lm/W
Colour temperature	2700 K
Standard Deviation of Colour Matching	3 Step MacAdam
Colour rendering index	80 Ra
Black Body Locus	On
Standard Operating Ambient Temperature	-20 / +50°C
Ordinary temperature on the glass	40°C

LED Life / Failure Ratio

L70 B10 C0 247450h (at Tj 60 Ta 25)

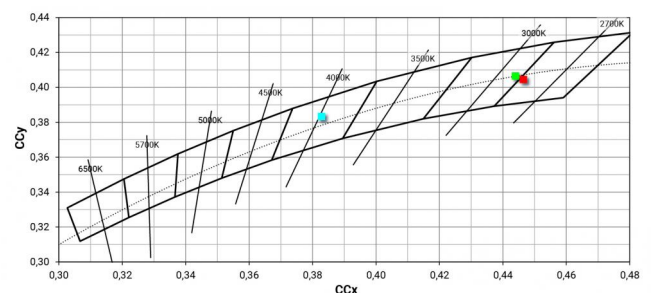
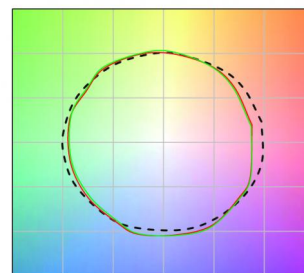
UGR

UGR axial	21
UGR transversal	21
X=4H Y=8H	S=0.25H
Reflection factor	70/50/20

OPTICAL

C0/C180 optics	60°
Light distribution simmetry	Symmetrical

COLOR VECTOR GRAPHIC





Suelo_RJ Pro | Uplights | Accessories
80578M60



Outer casing

installation position: floor, land; type of installation: masonry L=85mm, H=155mm,
D=85mm.

Material:ABS Plastic, colour:black.

Code

99680