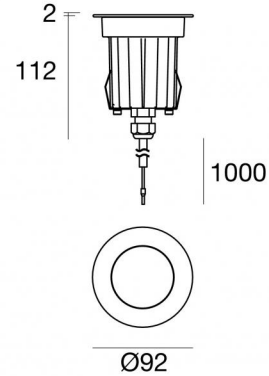


Suelo_R Pro



Uplights | 1 x powerLED 8 W DC 630 mA | CRI 80
80560M60



Technical data	
Type	Drive Over
Installation position	Floor
Installation environment	Outdoor
Light Source	LED
Circuit structure	powerLED
Optics	Wide Flood
Light emission direction	upward
Nominal power	8 W DC
Source lumens	877 lm
Input voltage range	630mA
CCT / Tone	2700 K
Colour rendering index	80 Ra
C.C. / C.V.	CC
Safety class	3
IP	IP68
Installation limitations	Not for underwater use
IK	IK10
Glow wire test	850°
Direct mounting on normally flammable surfaces	Yes
CE	Yes
Driver included	No
Dimmable article	DALI - 1-10V
Directional	No
Tilting	No
Walk-over	Yes
Drive-over	2500 Kg
Cable included	Yes
Cable length	1 m
Resin potting	Yes
Type of light emission	Single emission
Net weight	0.678 Kg
Electrostatic discharge protection	No
Surge protection	No
Optics technology	Dark light - Set-back low glare optics
Product technological characteristics	Acquastop - TVS

Finishing casing

Material	Die-cast Aluminium EN AB - 46100
Colour	black
Processing	Open pore anodizing + Powder Coating

Finishing diffuser

Material	Extra clear glass - Tempered
Colour	transparent

Finishing flange

Material	AISI 316L steel
Colour	steel
Processing	Brushing

Electronics



99186
On/Off Driver 198-264V AC (1 - 3 art.)



C-E200008
On/Off Driver 198-264V AC / 180-275V DC (1 art.)



Uplights | 1 x powerLED 8 W DC 630 mA | CRI 80 | Base 80560M60

Single emission uplights for outdoor application. The super warm white LED light source with a wide flood light distribution is composed of 1 powered LEDs with CCT of 2700 K and a CRI 80; the source luminous flux is 877 lm, with a 109.6 lm/W nominal luminous efficacy.

The device body is made of die-cast aluminium en ab - 46100 and features a black finish, processed by means of open pore anodizing + powder coating; the diffuser is made of extra clear glass - tempered. The ingress protection degree is IP68; the total weight is of 0.678 kg. The power supply driver is not provided and is to be ordered separately.

The total absorbed power is 8 W. The power supply cable is included and features a 1 m length.

The device features protection class III and can be floor-mounted with an outer casing, code 99680(for concrete or masonry).

Compliant with the EN 60598-1 standard and its specific provisions.

Energy efficiency class

This product contains a light source of energy efficiency class E.

Illuminotechnical Features

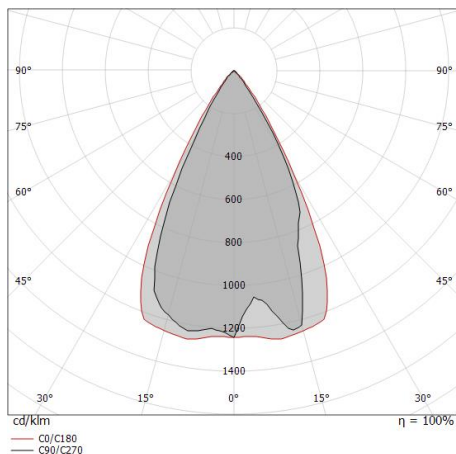
Light Output Ratio (LOR)	33 %
Source lumens	877 lm
Delivered lumens	295 lm
Consumption	8 W
Luminaire efficacy	36 lm/W
Colour temperature	2700 K
Standard Deviation of Colour Matching	2 Step MacAdam
Colour rendering index	80 Ra
Black Body Locus	On
Standard Operating Ambient Temperature	-20 / +50°C
Ordinary temperature on the glass	40°C

LED Life / Failure Ratio

L70 B10 C0 247450h (at Tj 60 Ta 25)

OPTICAL

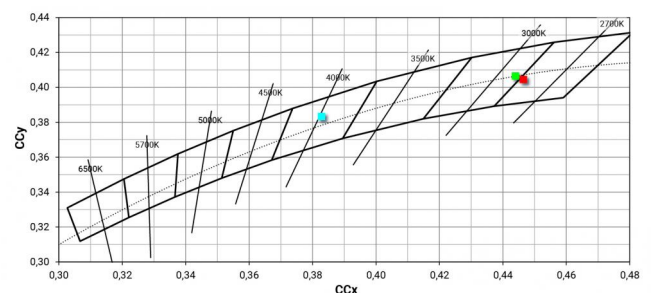
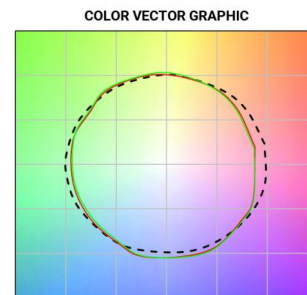
C0/C180 optics	58°
Light distribution symmetry	Asymmetrical



Distance [m]	Cone diameter [m]	E(0°) E(C0)	29.1°	1462 504
0.5	0.56	E(0°) E(C0)	29.1°	366 126
1.0	1.11	E(0°) E(C0)	29.1°	162 56
1.5	1.67	E(0°) E(C0)	29.1°	91 31
2.0	2.23	E(0°) E(C0)	29.1°	58 20
2.5	2.78	E(0°) E(C0)	29.1°	41 14
3.0	3.34	E(0°) E(C0)	29.1°	

Distance [m] Cone diameter [m] Illuminance [lx]

— C0/C180 (Half-peak divergence: 58.2°)





Suelo_R Pro | Uplights | Accessories
80560M60



Outer casing

installation position: floor, land; type of installation: masonry L=85mm, H=155mm,
D=85mm.

Material:ABS Plastic, colour:black.

Code

99680