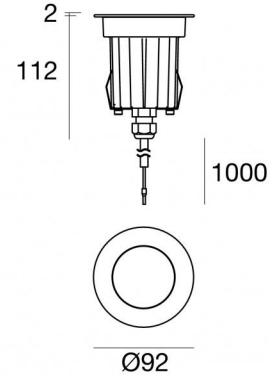


# Suelo\_R Pro



Uplights | 1 x powerLED 8 W DC 630 mA | CRI 80  
80559M06



Technical data	
Type	Drive Over
Installation position	Floor
Installation environment	Outdoor
Light Source	LED
Circuit structure	powerLED
Optics	Ultra Spot
Light emission direction	upward
Nominal power	8 W DC
Source lumens	877 lm
Input voltage range	630mA
CCT / Tone	2700 K
Colour rendering index	80 Ra
C.C. / C.V.	CC
Safety class	3
IP	IP68
Installation limitations	Not for underwater use
IK	IK10
Glow wire test	850°
Direct mounting on normally flammable surfaces	Yes
CE	Yes
Driver included	No
Dimmable article	DALI - 1-10V
Directional	No
Tilting	No
Walk-over	Yes
Drive-over	2500 Kg
Cable included	Yes
Cable length	1 m
Resin potting	Yes
Type of light emission	Single emission
Net weight	0.678 Kg
Electrostatic discharge protection	No
Surge protection	No
Optics technology	Honey comb - Set-back low glare optics
Product technological characteristics	Acquastop - TVS

## Finishing casing

Material	Die-cast Aluminium EN AB - 46100
Colour	black
Processing	Open pore anodizing + Powder Coating

## Finishing diffuser

Material	Extra clear glass - Tempered
Colour	transparent

## Finishing flange

Material	AISI 316L steel
Colour	steel
Processing	Brushing

## Electronics



99186  
On/Off Driver 198~264V AC (1 - 3 art.)



C-E200008  
On/Off Driver 198~264V AC / 180~275V DC (1 art.)

## Cables Electrification

Cable connector	No
-----------------	----



Uplights | 1 x powerLED 8 W DC 630 mA | CRI 80 | Base 80559M06

Single emission uplights for outdoor application. The super warm white LED light source with a ultra spot light distribution is composed of 1 powered LEDs with CCT of 2700 K and a CRI 80; the source luminous flux is 877 lm, with a 109.6 lm/W nominal luminous efficacy.

The device body is made of die-cast aluminium en ab - 46100 and features a black finish, processed by means of open pore anodizing + powder coating; the diffuser is made of extra clear glass - tempered. The ingress protection degree is IP68; the total weight is of 0.678 kg. The power supply driver is not provided and is to be ordered separately.

The total absorbed power is 8 W. The power supply cable is included and features a 1 m length.

The device features protection class III and can be floor-mounted with an outer casing, code 99680(for concrete or masonry).

Compliant with the EN 60598-1 standard and its specific provisions.

### Energy efficiency class

This product contains a light source of energy efficiency class E.

### Illuminotechnical Features

Light Output Ratio (LOR)	52 %
Source lumens	877 lm
Delivered lumens	462 lm
Consumption	8 W
Luminaire efficacy	57 lm/W
Colour temperature	2700 K
Standard Deviation of Colour Matching	2 Step MacAdam
Colour rendering index	80 Ra
Black Body Locus	On

Standard Operating Ambient Temperature	-20 / +50°C
Ordinary temperature on the glass	40°C

### LED Life / Failure Ratio

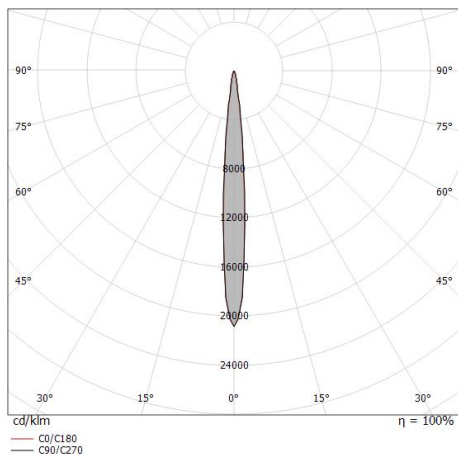
L70 B10 C0 247450h (at Tj 60 Ta 25 )

### UGR

UGR axial	10.2
UGR transversal	9.2
X=4H   Y=8H	S=0.25H
Reflection factor	70/50/20

### OPTICAL

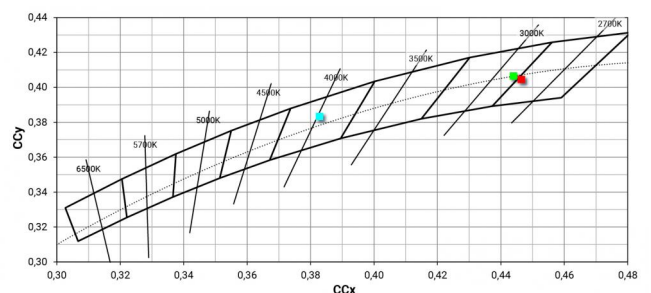
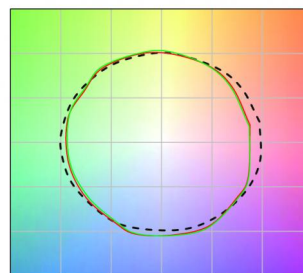
C0/C180 optics	9°
Light distribution simmetry	Symmetrical



Distance [m]	Cone diameter [m]	illuminance [lx]
0.5	0.08 0.08	E(0°) 38527 E(C90) 4.8° 19312 E(C0) 4.6° 19419
1.0	0.12 0.16	E(0°) 9632 E(C90) 4.8° 4828 E(C0) 4.6° 4855
1.5	0.25 0.24	E(0°) 4281 E(C90) 4.8° 2146 E(C0) 4.6° 2158
2.0	0.34 0.32	E(0°) 2408 E(C90) 4.8° 1207 E(C0) 4.6° 1214
2.5	0.42 0.40	E(0°) 1541 E(C90) 4.8° 772 E(C0) 4.6° 777
3.0	0.50 0.48	E(0°) 1070 E(C90) 4.8° 536 E(C0) 4.6° 539

— C0/C180 (Half-peak divergence: 9.2°)  
— C90/C270 (Half-peak divergence: 9.6°)

### COLOR VECTOR GRAPHIC





Suelo\_R Pro | Uplights | Accessories  
**80559M06**



Outer casing

installation position: floor, land; type of installation: masonry L=85mm, H=155mm,  
D=85mm.

Material:ABS Plastic, colour:black.

**Code**

99680