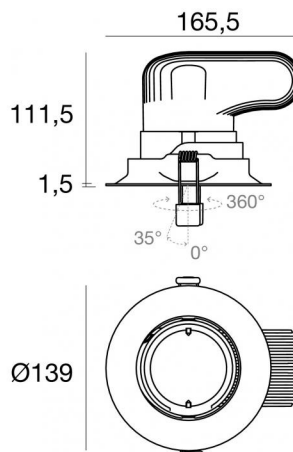




Downlights | 1 arrayLED 25 W DC 700 mA | CRI 90
80371M33



127

Technical data

Type	Encasement with flange
Installation position	Ceiling
Installation environment	Indoor
Light Source	LED
Circuit structure	arrayLED
Optics	Wide Flood + Aesthetic filter
Light emission direction	downward
Nominal power	25 W DC
Source lumens	3967 lm
Input voltage range	700mA
CCT / Tone	2700 K
Colour rendering index	90 Ra
C.C. / C.V.	CC
Safety class	3
IP	IP44
Optical compartment IP	IP65
IK	IK08
Glow wire test	850°
Direct mounting on normally flammable surfaces	Yes
CE	Yes
Driver included	No
Dimmable article	DALI - 1-10V
Directional	No
Tilting	Yes
total angle (horizontal plane)	350 °
total angle (vertical plane)	35 °
Walk-over	No
Drive-over	No
Cable included	Yes
Cable length	0.300 m
Resin potting	No
Type of light emission	Single emission
Net weight	0.650 Kg
Electrostatic discharge protection	No
Surge protection	No

Finishing casing

Material	Die-cast Aluminium EN AB - 46100
Colour	Black
Processing	Powder coating

Finishing diffuser

Material	UV Resistant Polycarbonate
Colour	transparent

Finishing radiator

Material	Die-cast Aluminium EN AB - 46100
Colour	Aluminium
Processing	Polishing

Electronics



99112
On/Off Driver 198-264V AC (1 art.)



83066
1-10V - Push and Simply Dim - DALI-2 Controller (1 art.)



C-E100031
DALI - Push and Simply Dim Multi Power 198-264V AC / 180-275V DC (1 art.)

Cables Electrification

Cable connector	Male Easy plug
IP (locked condition)	66



Downlights | 1 arrayLED 25 W DC 700 mA | CRI 90 | Base 80371M33

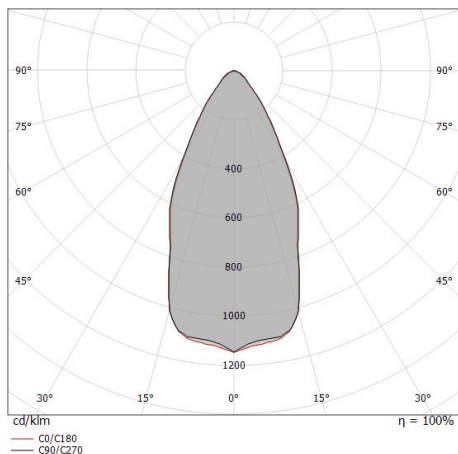
Single emission recessed downlights for indoor application. The super warm white LED light source with a wide flood + aesthetic filter light distribution is composed of 1 arrayLEDs with CCT of 2700 K and a CRI 90; the source luminous flux is 3967 lm, with a 158.7 lm/W nominal luminous efficacy.

The device body is made of die-cast aluminium en ab - 46100 and features a black finish, processed by means of powder coating; the diffuser is made of uv resistant polycarbonate. The ingress protection degree is IP44; the total weight is of 0.650 kg. The power supply driver is not provided and is to be ordered separately.

The total absorbed power is 25 W. The power supply cable is included and features a 0.300 m length.

The device features protection class III and can be ceiling-mounted, with a 127 mm diameter hole (in plasterboard).

Compliant with the EN 60598-1 standard and its specific provisions.



Distance [m]	Cone diameter [m]	illuminance [lx]
0.5	0.49 0.49	E(0°) 7512 E(C90) 26.2° 2729 E(C0) 26.0° 2734
1.0	0.98 0.98	E(0°) 1878 E(C90) 26.2° 682 E(C0) 26.0° 683
1.5	1.48 1.46	E(0°) 835 E(C90) 26.2° 303 E(C0) 26.0° 304
2.0	1.97 1.85	E(0°) 469 E(C90) 26.2° 171 E(C0) 26.0° 171
2.5	2.46 2.44	E(0°) 300 E(C90) 26.2° 109 E(C0) 26.0° 109
3.0	2.95 2.93	E(0°) 209 E(C90) 26.2° 76 E(C0) 26.0° 76

— C0/C180 (Half-peak divergence: 52.0°)
— C90/C270 (Half-peak divergence: 52.4°)

Energy efficiency class

This product contains a light source of energy efficiency class E.

Illuminotechnical Features

Light Output Ratio (LOR)	41 %
Source lumens	3967 lm
Delivered lumens	1639 lm
Consumption	18 W
Luminaire efficacy	91 lm/W
Colour temperature	2700 K
Standard Deviation of Colour Matching	2 Step MacAdam
Colour rendering index	90 Ra
Standard Operating Ambient Temperature	-20 / +50°C
Ordinary temperature on the glass	40°C

LED Life / Failure Ratio

L70 B10 C0 252000h (at Tj 65 Ta 25)

UGR

UGR transversal	22.4
UGR axial	22.4
X=4H Y=8H	S=0.25H
Reflection factor	70/50/20

OPTICAL

C0/C180 optics	52°
Light distribution simmetry	Symmetrical

Downlights | 1 arrayLED 25 W DC 700 mA | CRI 90 | Base 80371M33

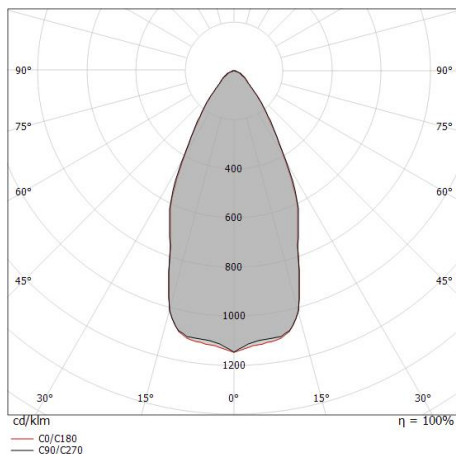
Single emission recessed downlights for indoor application. The super warm white LED light source with a wide flood + aesthetic filter light distribution is composed of 1 arrayLEDs with CCT of 2700 K and a CRI 90; the source luminous flux is 3967 lm, with a 158.7 lm/W nominal luminous efficacy.

The device body is made of die-cast aluminium en ab - 46100 and features a black finish, processed by means of powder coating; the diffuser is made of uv resistant polycarbonate. The ingress protection degree is IP44; the total weight is of 0.650 kg. The power supply driver is not provided and is to be ordered separately.

The total absorbed power is 25 W. The power supply cable is included and features a 0.300 m length.

The device features protection class III and can be ceiling-mounted, with a 127 mm diameter hole (in plasterboard).

Compliant with the EN 60598-1 standard and its specific provisions.



Distance [m]	Cone diameter [m]	illuminance [lx]
0.5	0.49 0.49	E(0°) 10056 E(C90) 26.2° 3653 E(C0) 26.0° 3660
1.0	0.98 0.98	E(0°) 2514 E(C90) 26.2° 913 E(C0) 26.0° 915
1.5	1.48 1.46	E(0°) 1117 E(C90) 26.2° 406 E(C0) 26.0° 407
2.0	1.97 1.95	E(0°) 629 E(C90) 26.2° 228 E(C0) 26.0° 229
2.5	2.46 2.44	E(0°) 402 E(C90) 26.2° 146 E(C0) 26.0° 146
3.0	2.95 2.93	E(0°) 279 E(C90) 26.2° 101 E(C0) 26.0° 102

— C0/C180 (Half-peak divergence: 52.0°)
- - C90/C270 (Half-peak divergence: 52.4°)

Energy efficiency class

This product contains a light source of energy efficiency class E.

Illuminotechnical Features

Light Output Ratio (LOR)	55 %
Source lumens	3967 lm
Delivered lumens	2194 lm
Consumption	25 W
Luminaire efficacy	87 lm/W
Colour temperature	2700 K
Standard Deviation of Colour Matching	2 Step MacAdam
Colour rendering index	90 Ra

Standard Operating Ambient Temperature -20 / +50°C

Ordinary temperature on the glass 40°C

LED Life / Failure Ratio

L70 B10 C0 252000h (at Tj 65 Ta 25)

UGR

UGR transversal	23.4
UGR axial	23.4
X=4H Y=8H	S=0.25H
Reflection factor	70/50/20

OPTICAL

C0/C180 optics	52°
Light distribution simmetry	Symmetrical