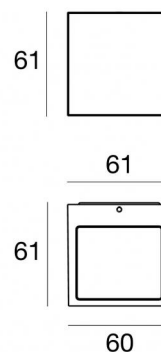


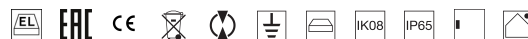




Wall Lights | 180-264 V AC /230-280 V DC
2 x powerLEDs 5.2 W DC - 6.5 W AC | CRI 80
77424W60



Technical data

| | |
|--|---------------------|
| Type | Surface |
| Installation position | Wall lights |
| Installation environment | Outdoor |
| Light Source | LED |
| Circuit structure | powerLEDs |
| Optics | Double Wide Flood |
| Light emission direction | downward and upward |
| Nominal power | 5.2 W DC |
| Total Power | 6.5 W |
| Source lumens | 850 lm |
| Nominal input voltage | 220 - 240 V AC |
| Input voltage range | 180 - 264 V AC |
| Frequency | 50 - 60 Hz |
| CCT / Tone | 3000 K |
| Colour rendering index | 80 Ra |
| C.C. / C.V. | AC |
| Safety class | 1 |
| IP | IP65 |
| IK | IK08 |
| Glow wire test | 850° |
| Direct mounting on normally flammable surfaces | Yes |
| CE | Yes |
| Driver included | Driver |
| Dimmable article | No |
| Directional | No |
| Tilting | No |
| Walk-over | No |
| Drive-over | No |
| Cable included | No |
| Resin potting | No |
| Type of light emission | Double emission |
| Net weight | 0.32 Kg |
| Electrostatic discharge protection | Yes |
| Surge protection | 1 KV |

Finishing casing

| | |
|------------|--------------------------------------|
| Material | Die-cast Aluminium EN AB - 46100 |
| Colour | Black |
| Processing | Open pore anodizing + Powder Coating |

Finishing diffuser

| | |
|------------|------------------------------|
| Material | Extra clear glass - Tempered |
| Colour | transparent |
| Processing | Silk-screening |

The driver contained in the device complies with IEC 61347-2-13 annex J, and can therefore be powered by centralized power systems.

Wall Lights | 180-264 V AC /230-280 V DC | 2 x powerLEDs 5.2 W DC - 6.5 W AC | CRI 80 |
 Base
77424W60

Double emission wall lights for outdoor application. The warm white LED light source with a double wide flood light distribution is composed of 2 powered LEDs with CCT of 3000 K and a CRI 80; the source luminous flux is 850 lm, with a 163.5 lm/W nominal luminous efficacy.

The device body is made of die-cast aluminium en ab - 46100 and features a black finish, processed by means of open pore anodizing + powder coating; the diffuser is made of extra clear glass - tempered with a silk-screening treatment. The ingress protection degree is IP65; the total weight is of 0.32 kg.

The total absorbed power is 6.5 W.

The device features protection class I and can be wall lights-mounted.

Compliant with the EN 60598-1 standard and its specific provisions.

Energy efficiency class

This product contains 2 light sources of energy efficiency class E.

Illuminotechnical Features

| | |
|---------------------------------------|----------------|
| Light Output Ratio (LOR) | 46 % |
| Source lumens | 850 lm |
| Delivered lumens | 397 lm |
| Consumption | 6.5 W |
| Luminaire efficacy | 61 lm/W |
| Colour temperature | 3000 K |
| Standard Deviation of Colour Matching | 3 Step MacAdam |
| Colour rendering index | 80 Ra |

| | |
|--|-------------|
| Standard Operating Ambient Temperature | -20 / +50°C |
| Ordinary temperature on the glass | 40°C |

LED Life / Failure Ratio

L70 B10 C0 250000h (at Tj 65 Ta 25)

OPTICAL

| | |
|-----------------------------|--------------|
| C0/C180 optics | 64° |
| Light distribution symmetry | Asymmetrical |

