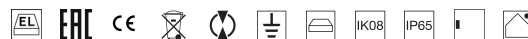
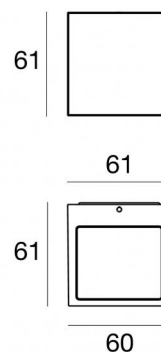






Wall Lights | 180-264 V AC /230-280 V DC  
2 x powerLEDs 5.2 W DC - 6.5 W AC | CRI 80



**77424N15**



Technical data	
Type	Surface
Installation position	Wall lights
Installation environment	Outdoor
Light Source	LED
Circuit structure	powerLEDs
Optics	Double Spot
Light emission direction	downward and upward
Nominal power	5.2 W DC
Total Power	6.5 W
Source lumens	916 lm
Nominal input voltage	220 - 240 V AC
Input voltage range	180 - 264 V AC
Frequency	50 - 60 Hz
CCT / Tone	4000 K
Colour rendering index	80 Ra
C.C. / C.V.	AC
Safety class	1
IP	IP65
IK	IK08
Glow wire test	850°
Direct mounting on normally flammable surfaces	Yes
CE	Yes
Driver included	Driver
Dimmable article	No
Directional	No
Tilting	No
Walk-over	No
Drive-over	No
Cable included	No
Resin potting	No
Type of light emission	Double emission
Net weight	0.32 Kg
Electrostatic discharge protection	Yes
Surge protection	1 KV

Finishing casing	
Material	Die-cast Aluminium EN AB - 46100
Colour	Black
Processing	Open pore anodizing + Powder Coating
Finishing diffuser	
Material	Extra clear glass - Tempered
Colour	transparent
Processing	Silk-screening

The driver contained in the device complies with IEC 61347-2-13 annex J, and can therefore be powered by centralized power systems.

Wall Lights | 180-264 V AC /230-280 V DC | 2 x powerLEDs 5.2 W DC - 6.5 W AC | CRI 80 |  
 Base  
**77424N15**

Double emission wall lights for outdoor application. The natural white LED light source with a double spot light distribution is composed of 2 powered LEDs with CCT of 4000 K and a CRI 80; the source luminous flux is 916 lm, with a 176.2 lm/W nominal luminous efficacy.

The device body is made of die-cast aluminium en ab - 46100 and features a black finish, processed by means of open pore anodizing + powder coating; the diffuser is made of extra clear glass - tempered with a silk-screening treatment. The ingress protection degree is IP65; the total weight is of 0.32 kg.

The total absorbed power is 6.5 W.

The device features protection class I and can be wall lights-mounted.

Compliant with the EN 60598-1 standard and its specific provisions.

### Energy efficiency class

This product contains 2 light sources of energy efficiency class E.

### Illuminotechnical Features

Light Output Ratio (LOR)	22 %
Source lumens	916 lm
Delivered lumens	207 lm
Consumption	6.5 W
Luminaire efficacy	31 lm/W
Colour temperature	4000 K
Standard Deviation of Colour Matching	3 Step MacAdam
Colour rendering index	80 Ra
Standard Operating Ambient Temperature	-20 / +50°C
Ordinary temperature on the glass	40°C

### LED Life / Failure Ratio

L70 B10 C0 250000h (at Tj 65 Ta 25 )

