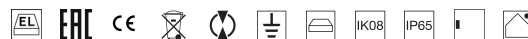
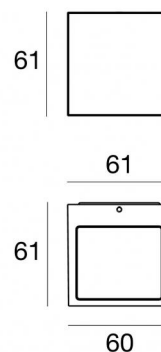






Wall Lights | 180-264 V AC /230-280 V DC  
2 x powerLEDs 5.2 W DC - 6.5 W AC | CRI 80



**77420N30**



Technical data	
Type	Surface
Installation position	Wall lights
Installation environment	Outdoor
Light Source	LED
Circuit structure	powerLEDs
Optics	Spot + Medium Flood
Light emission direction	downward and upward
Nominal power	5.2 W DC
Total Power	6.5 W
Source lumens	916 lm
Nominal input voltage	220 - 240 V AC
Input voltage range	180 - 264 V AC
Frequency	50 - 60 Hz
CCT / Tone	4000 K
Colour rendering index	80 Ra
C.C. / C.V.	AC
Safety class	1
IP	IP65
IK	IK08
Glow wire test	850°
Direct mounting on normally flammable surfaces	Yes
CE	Yes
Driver included	Driver
Dimmable article	No
Directional	No
Tilting	No
Walk-over	No
Drive-over	No
Cable included	No
Resin potting	No
Type of light emission	Double emission
Net weight	0.32 Kg
Electrostatic discharge protection	Yes
Surge protection	1 KV

#### Finishing casing

Material	Die-cast Aluminium EN AB - 46100
Colour	Grey
Processing	Open pore anodizing + Powder Coating

#### Finishing diffuser

Material	Extra clear glass - Tempered
Colour	transparent
Processing	Silk-screening

The driver contained in the device complies with IEC 61347-2-13 annex J, and can therefore be powered by centralized power systems.

Wall Lights | 180-264 V AC /230-280 V DC | 2 x powerLEDs 5.2 W DC - 6.5 W AC | CRI 80 |  
Base  
**77420N30**

Double emission wall lights for outdoor application. The natural white LED light source with a spot + medium flood light distribution is composed of 2 powerled LEDs with CCT of 4000 K and a CRI 80; the source luminous flux is 916 lm, with a 176.2 lm/W nominal luminous efficacy.

The device body is made of die-cast aluminium en ab - 46100 and features a grey finish, processed by means of open pore anodizing + powder coating; the diffuser is made of extra clear glass - tempered with a silk-screening treatment. The ingress protection degree is IP65; the total weight is of 0.32 kg.

The total absorbed power is 6.5 W.

The device features protection class I and can be wall lights-mounted.

Compliant with the EN 60598-1 standard and its specific provisions.

#### Energy efficiency class

This product contains 2 light sources of energy efficiency class E.

#### Illuminotechnical Features

Light Output Ratio (LOR)	26 %
Source lumens	916 lm
Delivered lumens	245 lm
Consumption	6.5 W
Luminaire efficacy	37 lm/W
Colour temperature	4000 K
Standard Deviation of Colour Matching	3 Step MacAdam
Colour rendering index	80 Ra

Standard Operating Ambient Temperature	-20 / +50°C
Ordinary temperature on the glass	40°C

#### LED Life / Failure Ratio

L70 B10 C0 250000h (at Tj 65 Ta 25 )

#### OPTICAL

C0/C180 optics	37°
Light distribution simmetry	Asymmetrical

