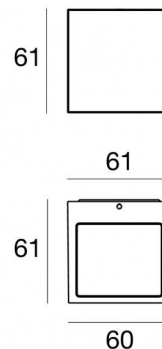






Wall Lights | 90-264 V AC /180-280 V DC
1 x powerLEDs 2.6 W DC - 3.2 W AC | CRI 80

77414N00



Technical data

Type	Surface
Installation position	Wall lights
Installation environment	Outdoor
Light Source	LED
Circuit structure	powerLEDs
Optics	Diffused
Light emission direction	downward
Nominal power	2.6 W DC
Total Power	3.2 W
Source lumens	229 lm
Nominal input voltage	220 - 240 V AC
Input voltage range	90 - 264 V AC
Frequency	50 - 60 Hz
CCT / Tone	4000 K
Colour rendering index	80 Ra
C.C. / C.V.	AC
Safety class	1
IP	IP65
IK	IK08
Glow wire test	850°
Direct mounting on normally flammable surfaces	Yes
CE	Yes
Driver included	Driver
Dimmable article	No
Directional	No
Tilting	No
Walk-over	No
Drive-over	No
Cable included	No
Resin potting	No
Type of light emission	Single emission
Net weight	0.3 Kg
Electrostatic discharge protection	Yes
Surge protection	1 KV

Finishing casing

Material	Die-cast Aluminium EN AB - 46100
Colour	Black
Processing	Open pore anodizing + Powder Coating

Finishing diffuser

Material	Extra clear glass - Tempered
Colour	transparent
Processing	Silk-screening

Wall Lights | 90-264 V AC /180-280 V DC | 1 x powerLEDs 2.6 W DC - 3.2 W AC | CRI 80 |
Base
77414N00

Energy efficiency class

This product contains a light source of energy efficiency class E.

Illuminotechnical Features

Light Output Ratio (LOR)	97 %
Source lumens	229 lm
Delivered lumens	224 lm
Consumption	3.2 W
Luminaire efficacy	70 lm/W
Colour temperature	4000 K
Standard Deviation of Colour Matching	3 Step MacAdam
Colour rendering index	80 Ra
Standard Operating Ambient Temperature	-20 / +50°C
Ordinary temperature on the glass	40°C

LED Life / Failure Ratio

L70 B10 C0 250000h (at Tj 65 Ta 25)

OPTICAL

C0/C180 optics	96°
Light distribution symmetry	Asymmetrical

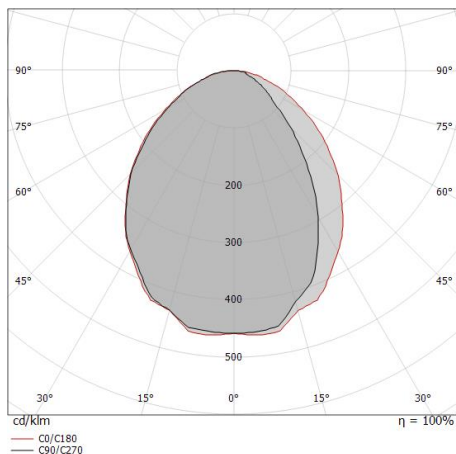
Single emission wall lights for outdoor application. The natural white LED light source with a diffused light distribution is composed of 1 powered LEDS with CCT of 4000 K and a CRI 80; the source luminous flux is 229 lm, with a 114.5 lm/W nominal luminous efficacy.

The device body is made of die-cast aluminium en ab - 46100 and features a black finish, processed by means of open pore anodizing + powder coating; the diffuser is made of extra clear glass - tempered with a silk-screening treatment. The ingress protection degree is IP65; the total weight is of 0.3 kg.

The total absorbed power is 3.2 W.

The device features protection class I and can be wall lights-mounted.

Compliant with the EN 60598-1 standard and its specific provisions.



0.5	1.11	E(0°) E(C0)	48.0°	410 62
1.0	2.22	E(0°) E(C0)	48.0°	103 16
1.5	3.33	E(0°) E(C0)	48.0°	46 7
2.0	4.44	E(0°) E(C0)	48.0°	26 4
2.5	5.55	E(0°) E(C0)	48.0°	16 2
3.0	6.66	E(0°) E(C0)	48.0°	11 2

Distance [m] Cone diameter [m] Illuminance [lx]

— C0/C180 (Half-peak divergence: 96.0°)