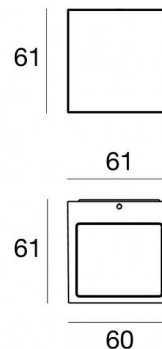






Wall Lights | 90-264 V AC /180-280 V DC
1 x powerLEDs 2.6 W DC - 3.2 W AC | CRI 80

77414M60



Technical data

Type	Surface
Installation position	Wall lights
Installation environment	Outdoor
Light Source	LED
Circuit structure	powerLEDs
Optics	Wide Flood
Light emission direction	downward
Nominal power	2.6 W DC
Total Power	3.2 W
Source lumens	198 lm
Nominal input voltage	220 - 240 V AC
Input voltage range	90 - 264 V AC
Frequency	50 - 60 Hz
CCT / Tone	2700 K
Colour rendering index	80 Ra
C.C. / C.V.	AC
Safety class	1
IP	IP65
IK	IK08
Glow wire test	850°
Direct mounting on normally flammable surfaces	Yes
CE	Yes
Driver included	Driver
Dimmable article	No
Directional	No
Tilting	No
Walk-over	No
Drive-over	No
Cable included	No
Resin potting	No
Type of light emission	Single emission
Net weight	0.3 Kg
Electrostatic discharge protection	Yes
Surge protection	1 KV

Finishing casing

Material	Die-cast Aluminium EN AB - 46100
Colour	Black
Processing	Open pore anodizing + Powder Coating

Finishing diffuser

Material	Extra clear glass - Tempered
Colour	transparent
Processing	Silk-screening

Wall Lights | 90-264 V AC /180-280 V DC | 1 x powerLEDs 2.6 W DC - 3.2 W AC | CRI 80 |
 Base
77414M60

Single emission wall lights for outdoor application. The super warm white LED light source with a wide flood light distribution is composed of 1 powered LEDs with CCT of 2700 K and a CRI 80; the source luminous flux is 198 lm, with a 99.0 lm/W nominal luminous efficacy.

The device body is made of die-cast aluminium en ab - 46100 and features a black finish, processed by means of open pore anodizing + powder coating; the diffuser is made of extra clear glass - tempered with a silk-screening treatment. The ingress protection degree is IP65; the total weight is of 0.3 kg.

The total absorbed power is 3.2 W.

The device features protection class I and can be wall lights-mounted.

Compliant with the EN 60598-1 standard and its specific provisions.

Energy efficiency class

This product contains a light source of energy efficiency class E.

Illuminotechnical Features

Light Output Ratio (LOR)	93 %
Source lumens	198 lm
Delivered lumens	185 lm
Consumption	3.2 W
Luminaire efficacy	57 lm/W
Colour temperature	2700 K
Standard Deviation of Colour Matching	2 Step MacAdam
Colour rendering index	80 Ra

Standard Operating Ambient Temperature -20 / +50°C

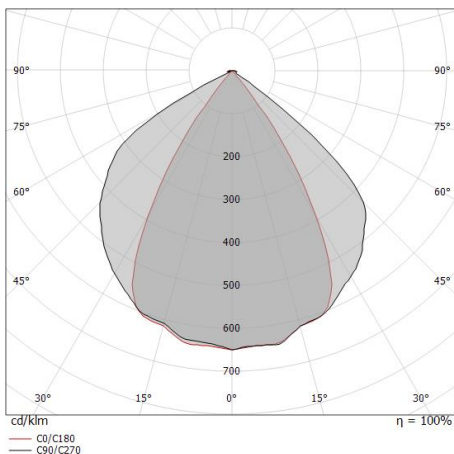
Ordinary temperature on the glass 40°C

LED Life / Failure Ratio

L70 B10 C0 250000h (at Tj 65 Ta 25)

OPTICAL

C0/C180 optics	64°
Light distribution symmetry	Asymmetrical



0.5	0.62	E(0°) E(C0)	31.8°	480 148
1.0	1.24	E(0°) E(C0)	31.8°	120 37
1.5	1.86	E(0°) E(C0)	31.8°	53 16
2.0	2.48	E(0°) E(C0)	31.8°	30 9
2.5	3.10	E(0°) E(C0)	31.8°	19 6
3.0	3.72	E(0°) E(C0)	31.8°	13 4

Distance [m] Cone diameter [m] Illuminance [lx]

— C0/C180 (Half-peak divergence: 63.6°)