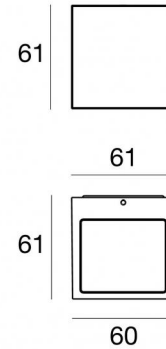





Wall Lights | 180-264 V AC /230-280 V DC
1 x powerLEDs 2.6 W DC - 3.2 W AC | CRI 80
77413N60



Technical data	
Type	Surface
Installation position	Wall lights
Installation environment	Outdoor
Light Source	LED
Circuit structure	powerLEDs
Optics	Wide Flood
Light emission direction	downward
Nominal power	2.6 W DC
Total Power	3.2 W
Source lumens	229 lm
Nominal input voltage	220 - 240 V AC
Input voltage range	180 - 264 V AC
Frequency	50 - 60 Hz
CCT / Tone	4000 K
Colour rendering index	80 Ra
C.C. / C.V.	AC
Safety class	1
IP	IP65
IK	IK08
Glow wire test	850°
Direct mounting on normally flammable surfaces	Yes
CE	Yes
Driver included	Driver
Dimmable article	No
Directional	No
Tilting	No
Walk-over	No
Drive-over	No
Cable included	No
Resin potting	No
Type of light emission	Single emission
Net weight	0.3 Kg
Electrostatic discharge protection	Yes
Surge protection	1 KV

Finishing casing	
Material	Die-cast Aluminium EN AB - 46100
Colour	White
Processing	Open pore anodizing + Powder Coating
Finishing diffuser	
Material	Extra clear glass - Tempered
Colour	transparent
Processing	Silk-screening

Wall Lights | 180-264 V AC /230-280 V DC | 1 x powerLEDs 2.6 W DC - 3.2 W AC | CRI 80 |
Base
77413N60

Single emission wall lights for outdoor application. The natural white LED light source with a wide flood light distribution is composed of 1 powered LEDs with CCT of 4000 K and a CRI 80; the source luminous flux is 229 lm, with a 114.5 lm/W nominal luminous efficacy.

The device body is made of die-cast aluminium en ab - 46100 and features a white finish, processed by means of open pore anodizing + powder coating; the diffuser is made of extra clear glass - tempered with a silk-screening treatment. The ingress protection degree is IP65; the total weight is of 0.3 kg.

The total absorbed power is 3.2 W.

The device features protection class I and can be wall lights-mounted.

Compliant with the EN 60598-1 standard and its specific provisions.

Energy efficiency class

This product contains a light source of energy efficiency class E.

Illuminotechnical Features

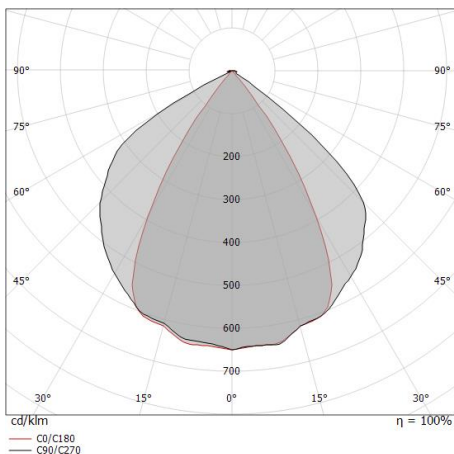
Light Output Ratio (LOR)	93 %
Source lumens	229 lm
Delivered lumens	214 lm
Consumption	3.2 W
Luminaire efficacy	66 lm/W
Colour temperature	4000 K
Standard Deviation of Colour Matching	3 Step MacAdam
Colour rendering index	80 Ra
Standard Operating Ambient Temperature	-20 / +50°C
Ordinary temperature on the glass	40°C

LED Life / Failure Ratio

L70 B10 C0 250000h (at Tj 65 Ta 25)

OPTICAL

C0/C180 optics	64°
Light distribution simmetry	Asymmetrical



0.5	0.62	E(0°) E(C0)	31.8°	556 171
1.0	1.24	E(0°) E(C0)	31.8°	139 43
1.5	1.86	E(0°) E(C0)	31.8°	62 19
2.0	2.48	E(0°) E(C0)	31.8°	35 11
2.5	3.10	E(0°) E(C0)	31.8°	22 7
3.0	3.72	E(0°) E(C0)	31.8°	15 5

Distance [m] Cone diameter [m] Illuminance [lx]

— C0/C180 (Half-peak divergence: 63.6°)