



Downlights | 1 arrayLED 9 W DC 700 mA | CRI 90
77331N15



Technical data

Type	Encasement with flange
Installation position	Ceiling
Installation environment	Indoor
Light Source	LED
Circuit structure	arrayLED
Optics	Spot
Light emission direction	downward
Nominal power	9 W DC
Source lumens	1196 lm
Input voltage range	700mA
CCT / Tone	4000 K
Colour rendering index	90 Ra
C.C. / C.V.	CC
Safety class	3
IP	IP40
Optical compartment IP	IP65
Glow wire test	850°
Direct mounting on normally flammable surfaces	Yes
CE	Yes
Driver included	No
Dimmable article	DALI - 1-10V
Directional	No
Tilting	No
Walk-over	No
Drive-over	No
Cable included	Yes
Cable length	0.2 m
Resin potting	No
Type of light emission	Single emission
Net weight	0.2 Kg
Electrostatic discharge protection	No
Surge protection	No

Finishing casing

Material	Technopolymer
Colour	Black
Processing	Coating

Finishing diffuser

Material	UV Resistant Polycarbonate
Colour	transparent

Finishing radiator

Material	Die-cast Aluminium EN AB - 46100
Colour	Aluminium
Processing	Polishing

Electronics



99147
On/Off Driver 198-264V AC



99735
Multi Power 198-264V AC / 180-275V DC



99733
1-10V Multi Power 198-264V AC / 180-275V DC



C-E100012
Push and Simply Dim - DALI-2 Controller



C-E100016
Push and Simply Dim - DALI-2 Controller

Cables Electrification

Cable connector	JST Quick connector Male + Female
-----------------	-----------------------------------



Downlights | 1 arrayLED 9 W DC 700 mA | CRI 90 | Base 77331N15

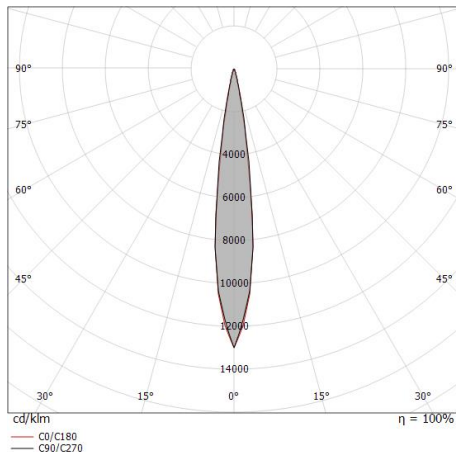
Single emission recessed downlights for indoor application. The natural white LED light source with a spot light distribution is composed of 1 arrayed LEDs with CCT of 4000 K and a CRI 90; the source luminous flux is 1196 lm, with a 132.9 lm/W nominal luminous efficacy.

The device body is made of technopolymer and features a black finish, processed by means of coating; the diffuser is made of uv resistant polycarbonate. The ingress protection degree is IP40; the total weight is of 0.2 kg. The power supply driver is not provided and is to be ordered separately.

The total absorbed power is 9 W. The power supply cable is included and features a 0.2 m length.

The device features protection class III and can be ceiling-mounted, with a 64 mm diameter hole (in plasterboard) with an outer casing, code 99849(for concrete or masonry).

Compliant with the EN 60598-1 standard and its specific provisions.



Distance [m]	Cone diameter [m]	illuminance [lx]
0.5	0.13 0.12	E(0°) 35408 E(C90) 7.3° 17474 E(C0) 7.1° 17691
1.0	0.26 0.25	E(0°) 8852 E(C90) 7.3° 4369 E(C0) 7.1° 4423
1.5	0.38 0.37	E(0°) 3934 E(C90) 7.3° 1942 E(C0) 7.1° 1966
2.0	0.51 0.50	E(0°) 2213 E(C90) 7.3° 1092 E(C0) 7.1° 1106
2.5	0.64 0.62	E(0°) 1416 E(C90) 7.3° 699 E(C0) 7.1° 708
3.0	0.77 0.75	E(0°) 984 E(C90) 7.3° 485 E(C0) 7.1° 491

— C0/C180 (Half-peak divergence: 14.2°)
— C90/C270 (Half-peak divergence: 14.6°)

Energy efficiency class

This product contains a light source of energy efficiency class E.

Illuminotechnical Features

Light Output Ratio (LOR)	57 %
Source lumens	1196 lm
Delivered lumens	682 lm
Consumption	9 W
Luminaire efficacy	75 lm/W
Colour temperature	4000 K
Standard Deviation of Colour Matching	2 Step MacAdam
Colour rendering index	90 Ra

Standard Operating Ambient Temperature -20 / +50°C

Ordinary temperature on the glass 40°C

LED Life / Failure Ratio

L70 B10 C0 112960h (at Tj 65 Ta 25)









UGR

UGR axial	4.8
UGR transversal	4.6
X=4H Y=8H	S=0.25H
Reflection factor	70/50/20









OPTICAL

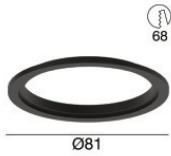
C0/C180 optics	14°
Light distribution simmetry	Symmetrical



	<p>Outer casing installation position: ceiling; type of installation: masonry L=200mm, H=113mm, D=137mm. Material:polypropylene, colour:white.</p>	<p>Code <u>89373</u></p>
	<p>Outer casing installation position: ceiling; type of installation: masonry L=370mm, H=120mm, D=200mm. Material:polypropylene, colour:white.</p>	<p>Code <u>89374</u></p>
	<p>Outer casing installation position: ceiling; type of installation: drywall L=77.5mm, H=28mm, D=77.5mm. Material:Aluminium, colour:Anodised Aluminum, processing:Anodisation.</p>	<p>Finish [Grey Box] Code <u>99849</u></p>
	<p>Optics Light distribution: medium wide flood,Cover material: uv resistant polycarbonate</p>	<p>Code <u>83372</u></p>
	<p>Optics Light distribution: medium flood,Cover material: ,uv resistant polycarbonate,uv resistant polycarbonate,uv resistant polycarbonate</p>	<p>Code <u>83371</u></p>
	<p>Optics Light distribution: spot,Cover material: ,uv resistant polycarbonate,uv resistant polycarbonate,uv resistant polycarbonate</p>	<p>Code <u>83370</u></p>
	<p>Anti-glare Anti-glare Type: honeycomb louvre. Material:Pom-C, colour:Black.</p>	<p>Code <u>83367</u></p>
	<p>Diffuser Diffuser Type: elliptical filter</p>	<p>Code <u>83368</u></p>



	<p>Diffuser Diffuser Type: aesthetic filter</p>	<p>Code <u>83369</u></p>
	<p>White Quantum_R EVO frontal Kit</p>	<p>Code <u>83361</u></p>
	<p>Black Quantum_R EVO frontal Kit</p>	<p>Code <u>83362</u></p>
	<p>Black Vos_R EVO frontal Kit</p>	<p>Code <u>83366</u></p>
	<p>White Vos_R EVO frontal Kit</p>	<p>Code <u>83365</u></p>
	<p>Black Warp_R EVO frontal Kit</p>	<p>Code <u>83364</u></p>
	<p>White Warp_R EVO frontal Kit</p>	<p>Code <u>83363</u></p>
 <p>Ø81</p>	<p>White front adaptive flange for Warp EVO or Quantum EVO</p>	<p>Code <u>83393</u></p>



Black front adaptive flange for Warp EVO or Quantum EVO

Code
83394



Gold Quantum_R EVO frontal Kit

Code
C-K400038



Copper Quantum EVO frontal Kit

Code
C-K400039



Gold Warp_R EVO frontal Kit

Code
C-K400040



Copper Warp_R EVO frontal Kit

Code
C-K400041



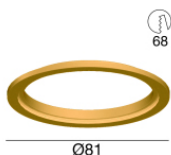
Gold Vos_R EVO frontal Kit

Code
C-K400042



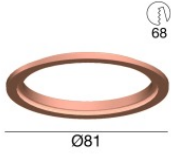
Copper Vos_R EVO frontal Kit

Code
C-K400043



Gold front adaptive flange for Warp EVO or Quantum EVO

Code
C-K400044



Copper front adaptive flange for Warp EVO or Quantum EVO

Code

C-K400045