
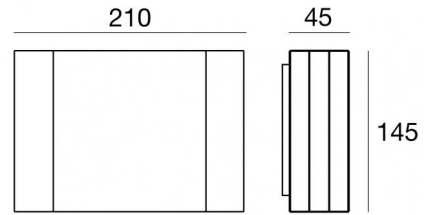




Wall Lights | 99-264 V AC /176-280 V DC  
96 topLED 19.8 W DC - 22 W AC | CRI 80  
**76994M00**



Technical data	
Type	Surface
Installation position	Wall lights
Installation environment	Outdoor
Light Source	LED
Circuit structure	topLED
Optics	Double Diffused
Light emission direction	downward and upward
Nominal power	19.8 W DC
Total Power	22 W
Source lumens	2768 lm
Nominal input voltage	220 - 240 V AC
Input voltage range	99 - 264 V AC
Frequency	50 - 60 Hz
CCT / Tone	2700 K
Colour rendering index	80 Ra
C.C. / C.V.	AC
Safety class	1
IP	IP65
IK	IK06
Glow wire test	850°
Direct mounting on normally flammable surfaces	No
CE	Yes
Driver included	Driver
Dimmable article	DALI
Directional	No
Tilting	No
Walk-over	No
Drive-over	No
Cable included	No
Resin potting	No
Type of light emission	Double emission
Net weight	1.41 Kg
Electrostatic discharge protection	Yes
Surge protection	0.5 KV

#### Finishing casing

Material	Die-cast Aluminium EN AB - 46100
Colour	Black
Processing	Powder coating

#### Finishing diffuser

Material	UV Resistant Polycarbonate - Extra clear glass
Colour	black - transparent
Processing	Silk-screening

#### Finishing bracket

Material	AISI 304 steel
Colour	steel

The driver contained in the device complies with IEC 61347-2-13 annex J, and can therefore be powered by centralized power systems.

Wall Lights | 99-264 V AC /176-280 V DC | 96 topLED 19.8 W DC - 22 W AC | CRI 80 |  
 Base  
**76994M00**

Double emission wall lights for outdoor application. The super warm white LED light source with a double diffused light distribution is composed of 96 topLEDs with CCT of 2700 K and a CRI 80; the source luminous flux is 2768 lm, with a 139.8 lm/W nominal luminous efficacy.

The device body is made of die-cast aluminium en ab - 46100 and features a black finish, processed by means of powder coating; the diffuser is made of extra clear glass with a silk-screening treatment; the diffuser is made of uv resistant polycarbonate. The ingress protection degree is IP65; the total weight is of 1.41 kg.

The total absorbed power is 22 W.

The device features protection class I and can be wall lights-mounted.

Compliant with the EN 60598-1 standard and its specific provisions.

### Energy efficiency class

This product contains 2 light sources of energy efficiency class D.

### Illuminotechnical Features

Light Output Ratio (LOR)	43 %
Source lumens	2768 lm
Delivered lumens	1200 lm
Consumption	22 W
Luminaire efficacy	54 lm/W
Colour temperature	2700 K
Standard Deviation of Colour Matching	3 Step MacAdam
Colour rendering index	80 Ra
Standard Operating Ambient Temperature	-20 / +50°C
Ordinary temperature on the glass	40°C

### LED Life / Failure Ratio

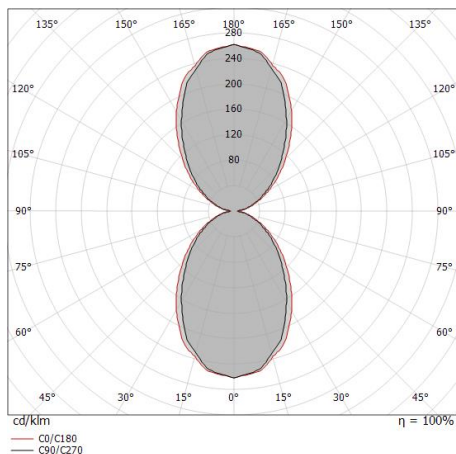
L70 B10 C0 145770h (at Tj 65 Ta 25 )

### UGR

UGR axial	21.5
UGR transversal	22
X=4H   Y=8H	S=0.25H
Reflection factor	70/50/20

### OPTICAL

C90/C270 optics	74°
C0/C180 optics	82°
Light distribution simmetry	Symmetrical 2 assis



Distance [m]	Cone diameter [m]	illuminance [lx]	E(0°)	E(C90)	E(C0)
0.5	0.76 0.86	1256 318 273	37.2°	40.8°	
1.0	1.52 1.73	314 80 68	37.2°	40.8°	
1.5	2.28 2.59	140 35 30	37.2°	40.8°	
2.0	3.04 3.45	79 20 17	37.2°	40.8°	
2.5	3.80 4.32	50 13 11	37.2°	40.8°	
3.0	4.55 5.18	35 9 8	37.2°	40.8°	

Distance [m]      Cone diameter [m]      illuminance [lx]

— C0/C180 (Half-peak divergence: 81.6°)  
 — C90/C270 (Half-peak divergence: 74.4°)