
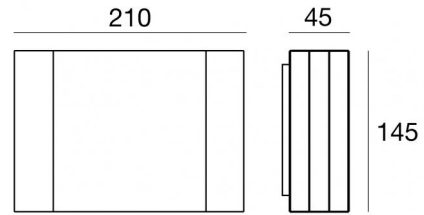




Wall Lights | 176-264 V AC /176-280 V DC
96 topLED 19.8 W DC - 22 W AC | CRI 80
76988N00



Technical data	
Type	Surface
Installation position	Wall lights
Installation environment	Outdoor
Light Source	LED
Circuit structure	topLED
Optics	Double Diffused
Light emission direction	downward and upward
Nominal power	19.8 W DC
Total Power	22 W
Source lumens	3014 lm
Nominal input voltage	220 - 240 V AC
Input voltage range	176 - 264 V AC
Frequency	50 - 60 Hz
CCT / Tone	4000 K
Colour rendering index	80 Ra
C.C. / C.V.	AC
Safety class	1
IP	IP65
IK	IK06
Glow wire test	850°
Direct mounting on normally flammable surfaces	No
CE	Yes
Driver included	Driver
Dimmable article	No
Directional	No
Tilting	No
Walk-over	No
Drive-over	No
Cable included	No
Resin potting	No
Type of light emission	Double emission
Net weight	1.41 Kg
Electrostatic discharge protection	Yes
Surge protection	0.5 KV

Finishing casing

Material	Die-cast Aluminium EN AB - 46100
Colour	White
Processing	Powder coating

Finishing diffuser

Material	UV Resistant Polycarbonate - Extra clear glass
Colour	black - transparent
Processing	Silk-screening

Finishing bracket

Material	AISI 304 steel
Colour	steel

The driver contained in the device complies with IEC 61347-2-13 annex J, and can therefore be powered by centralized power systems.



Wall Lights | 176-264 V AC /176-280 V DC | 96 topLED 19.8 W DC - 22 W AC | CRI 80 |
Base
76988N00

Double emission wall lights for outdoor application. The natural white LED light source with a double diffused light distribution is composed of 96 topped LEDs with CCT of 4000 K and a CRI 80; the source luminous flux is 3014 lm, with a 152.2 lm/W nominal luminous efficacy.

The device body is made of die-cast aluminium en ab - 46100 and features a white finish, processed by means of powder coating; the diffuser is made of extra clear glass with a silk-screening treatment; the diffuser is made of uv resistant polycarbonate. The ingress protection degree is IP65; the total weight is of 1.41 kg.

The total absorbed power is 22 W.

The device features protection class I and can be wall lights-mounted.

Compliant with the EN 60598-1 standard and its specific provisions.

Energy efficiency class

This product contains 2 light sources of energy efficiency class D.

Illuminotechnical Features

Light Output Ratio (LOR)	43 %
Source lumens	3014 lm
Delivered lumens	1307 lm
Consumption	22 W
Luminaire efficacy	59 lm/W
Colour temperature	4000 K
Standard Deviation of Colour Matching	3 Step MacAdam
Colour rendering index	80 Ra
Standard Operating Ambient Temperature	-20 / +50°C
Ordinary temperature on the glass	40°C

LED Life / Failure Ratio

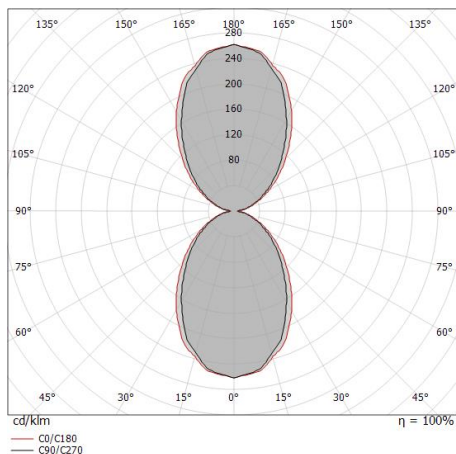
L70 B10 C0 145770h (at Tj 65 Ta 25)

UGR

UGR axial	21.8
UGR transversal	22.3
X=4H Y=8H	S=0.25H
Reflection factor	70/50/20

OPTICAL

C90/C270 optics	74°
C0/C180 optics	82°
Light distribution symmetry	Symmetrical 2 assis



Distance [m]	Cone diameter [m]	illuminance [lx]
0.5	0.76 0.86	E(0°) 1368 E(C90) 347 E(C0) 297
1.0	1.52 1.73	E(0°) 342 E(C90) 87 E(C0) 74
1.5	2.28 2.59	E(0°) 152 E(C90) 39 E(C0) 33
2.0	3.04 3.45	E(0°) 85 E(C90) 22 E(C0) 19
2.5	3.80 4.32	E(0°) 55 E(C90) 14 E(C0) 12
3.0	4.55 5.18	E(0°) 38 E(C90) 10 E(C0) 8

Distance [m] Cone diameter [m] illuminance [lx]

— C0/C180 (Half-peak divergence: 81.6°)
— C90/C270 (Half-peak divergence: 74.4°)