
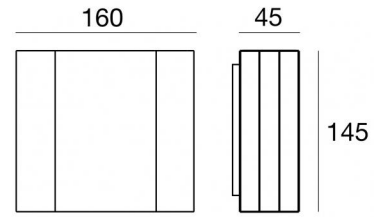




Wall Lights | 99-264 V AC /176-280 V DC
36 topLED 7.2 W DC - 8 W AC | CRI 80
76936W00



Technical data	
Type	Surface
Installation position	Wall lights
Installation environment	Outdoor
Light Source	LED
Circuit structure	topLED
Optics	Diffused
Light emission direction	downward
Nominal power	7.2 W DC
Total Power	8 W
Source lumens	1085 lm
Nominal input voltage	220 - 240 V AC
Input voltage range	99 - 264 V AC
Frequency	50 - 60 Hz
CCT / Tone	3000 K
Colour rendering index	80 Ra
C.C. / C.V.	AC
Safety class	1
IP	IP65
IK	IK06
Glow wire test	850°
Direct mounting on normally flammable surfaces	No
CE	Yes
Driver included	Driver
Dimmable article	DALI
Directional	No
Tilting	No
Walk-over	No
Drive-over	No
Cable included	No
Resin potting	No
Type of light emission	Single emission
Net weight	1.1 Kg
Electrostatic discharge protection	Yes
Surge protection	0.5 KV

Finishing casing

Material	Die-cast Aluminium EN AB - 46100
Colour	Grey
Processing	Powder coating

Finishing diffuser

Material	Extra clear glass
----------	-------------------

Finishing bracket

Material	AISI 304 steel
Colour	steel

The driver contained in the device complies with IEC 61347-2-13 annex J, and can therefore be powered by centralized power systems.

Wall Lights | 99-264 V AC /176-280 V DC | 36 topLED 7.2 W DC - 8 W AC | CRI 80 | Base
76936W00

Single emission wall lights for outdoor application. The warm white LED light source with a diffused light distribution is composed of 36 topLED LEDs with CCT of 3000 K and a CRI 80; the source luminous flux is 1085 lm, with a 150.7 lm/W nominal luminous efficacy.

The device body is made of die-cast aluminium en ab - 46100 and features a grey finish, processed by means of powder coating; the diffuser is made of extra clear glass. The ingress protection degree is IP65; the total weight is of 1.1 kg.

The total absorbed power is 8 W.

The device features protection class I and can be wall lights-mounted.

Compliant with the EN 60598-1 standard and its specific provisions.

Energy efficiency class

This product contains a light source of energy efficiency class D.

Illuminotechnical Features

Light Output Ratio (LOR)	43 %
Source lumens	1085 lm
Delivered lumens	470 lm
Consumption	8 W
Luminaire efficacy	58 lm/W
Colour temperature	3000 K
Standard Deviation of Colour Matching	3 Step MacAdam
Colour rendering index	80 Ra
Standard Operating Ambient Temperature	-20 / +50°C
Ordinary temperature on the glass	40°C

LED Life / Failure Ratio

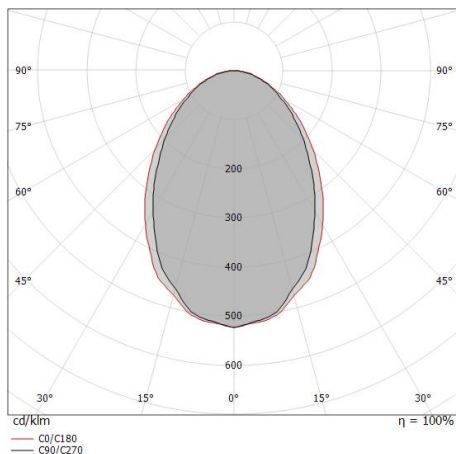
L70 B10 C0 145770h (at Tj 65 Ta 25)

UGR

UGR axial	25.5
UGR transversal	26
X=4H Y=8H	S=0.25H
Reflection factor	70/50/20

OPTICAL

C90/C270 optics	74°
C0/C180 optics	82°
Light distribution simmetry	Symmetrical 2 assis



Distance [m]	Cone diameter [m]	E(0°)	E(C90)	E(C0)
0.5	0.76 0.86	985	37.2° 250	40.8° 214
1.0	1.52 1.73	246	37.2° 62	40.8° 53
1.5	2.28 2.59	109	37.2° 28	40.8° 24
2.0	3.04 3.45	62	37.2° 16	40.8° 13
2.5	3.80 4.32	39	37.2° 10	40.8° 9
3.0	4.55 5.18	27	37.2° 7	40.8° 6

Distance [m] Cone diameter [m] Illuminance [lx]

— C0/C180 (Half-peak divergence: 81.6°)
 — C90/C270 (Half-peak divergence: 74.4°)