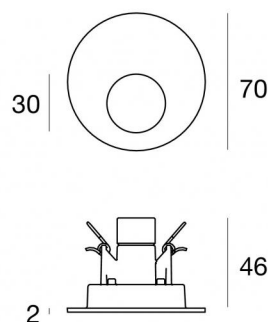




Wall Lights | 1 x powerLED 1 W DC 350 mA | CRI 80
76746W70



63

Technical data

Type	Encasement with flange - -
Installation position	Wall lights
Installation environment	Outdoor
Light Source	LED
Circuit structure	powerLED
Optics	Asymmetric Wallwasher
Light emission direction	downward
Nominal power	1 W DC
Source lumens	154 lm
Input voltage range	350mA
CCT / Tone	3000 K
Colour rendering index	80 Ra
C.C. / C.V.	CC
Safety class	3
IP	IP65
IK	IK10
Glow wire test	850°
Direct mounting on normally flammable surfaces	Yes
CE	Yes
Driver included	No
Dimmable article	Yes
Directional	No
Tilting	No
Walk-over	No
Drive-over	No
Cable included	Yes
Cable length	1 m
Resin potting	Yes
Type of light emission	Single emission
Net weight	0.15 Kg
Electrostatic discharge protection	No
Surge protection	No




Finishing casing

Colour	Grey
Processing	Open pore anodizing + Powder Coating

Finishing diffuser

Material	Silicone resin
Colour	transparent

Electronics





Wall Lights | 1 x powerLED 1 W DC 350 mA | CRI 80 | Base
76746W70

Single emission wall lights for outdoor application. The warm white LED light source with a asymmetric wallwasher light distribution is composed of 1 powered LEDs with CCT of 3000 K and a CRI 80; the source luminous flux is 154 lm, with a 154.0 lm/W nominal luminous efficacy.

The device body and features a grey finish, processed by means of open pore anodizing + powder coating; the diffuser is made of silicone resin. The ingress protection degree is IP65; the total weight is of 0.15 kg. The power supply driver is not provided and is to be ordered separately.

The total absorbed power is 1 W. The power supply cable is included and features a 1 m length.

The device features protection class III and can be wall lights-mounted, with a 63 mm diameter hole (in plasterboard) with an outer casing, code 84338(for concrete or masonry).

Compliant with the EN 60598-1 standard and its specific provisions.

Energy efficiency class

This product contains a light source of energy efficiency class D.

Illuminotechnical Features

Light Output Ratio (LOR)	23 %
Source lumens	154 lm
Delivered lumens	36 lm
Consumption	1,0 W
Luminaire efficacy	36 lm/W
Colour temperature	3000 K
Standard Deviation of Colour Matching	1.5 Step
Colour rendering index	80 Ra

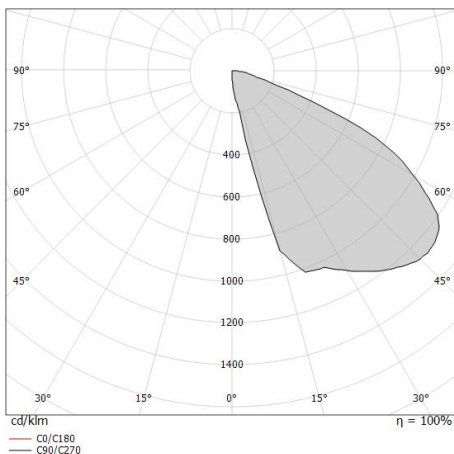
Standard Operating Ambient Temperature	-20 / +50°C
Ordinary temperature on the glass	40°C

LED Life / Failure Ratio

L70 B10 C0 361980h (at Tj 60 Ta 25)

OPTICAL

C0/C180 optics	180°
Light distribution simmetry	Asymmetrical





Outer casing

installation position: wall lights; type of installation: masonry L=72mm, H=62mm, D=62mm.

Material:ABS Plastic, colour:black.

Code

84338