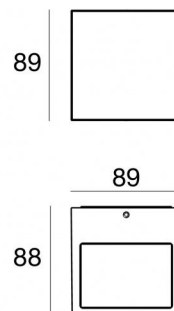





## Wall Lights

2 x powerLEDs - 1 arrayLED 11 W DC 630 mA | CRI 80

**76631M60**



Technical data	
Type	Surface
Installation position	Wall lights
Installation environment	Outdoor
Light Source	LED
Circuit structure	powerLEDs + arrayLED
Optics	Ultra Spot + Wide Flood
Light emission direction	upward + downward
Nominal power	11 W DC
Source lumens	1023 lm
CCT / Tone	2700 K
Colour rendering index	80 Ra
C.C. / C.V.	CC
Safety class	3
IP	IP65
IK	IK08
Glow wire test	850°
Direct mounting on normally flammable surfaces	Yes
CE	Yes
Driver included	No
Dimmable article	No
Directional	No
Tilting	No
Walk-over	No
Drive-over	No
Cable included	No
Resin potting	No
Type of light emission	Double emission
Net weight	0.8 Kg
Electrostatic discharge protection	Yes
Surge protection	1 KV

### Finishing casing

Material	Die-cast Aluminium EN AB - 46100
Colour	Grey
Processing	Open pore anodizing + Powder Coating

### Finishing diffuser

Material	Extra clear glass - Tempered
Colour	transparent
Processing	Silk-screening

### Electronics



99186  
On/Off Driver 198-264V AC (1 - 2 art.)



C-E200008  
On/Off Driver 198-264V AC / 180-275V DC (1 art.)

Wall Lights | 2 x powerLEDs - 1 arrayLED 11 W DC 630 mA | CRI 80 | Base  
**76631M60**

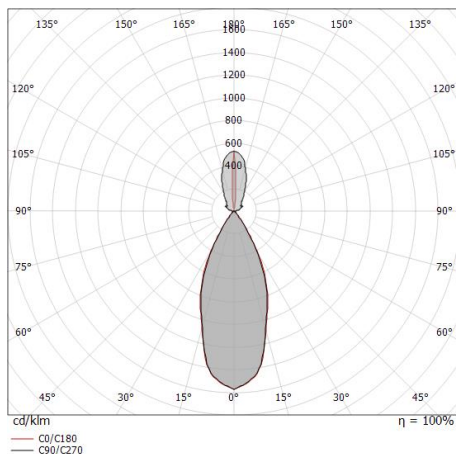
Double emission wall lights for outdoor application. The super warm white LED light source with a ultra spot light distribution is composed of 2 powered LEDs with CCT of 2700 K and a CRI 80; the source luminous flux is 380 lm, with a 69.1 lm/W nominal luminous efficacy The super warm white LED light source with a medium wide flood light distribution is composed of 1 arrayed LEDs with CCT of 2700 K and a CRI 80; the source luminous flux is 643 lm, with a 116.9 lm/W nominal luminous efficacy.

The device body is made of die-cast aluminium en ab - 46100 and features a grey finish, processed by means of open pore anodizing + powder coating; the diffuser is made of extra clear glass - tempered with a silk-screening treatment. The ingress protection degree is IP65; the total weight is of 0.8 kg. The power supply driver is not provided and is to be ordered separately.

The total absorbed power is 11 W.

The device features protection class III and can be wall lights-mounted.

Compliant with the EN 60598-1 standard and its specific provisions.



Distance [m]	Cone diameter [m]	Beam Type	E(0°)	E(C90)	E(C0)	Illuminance [lx]
0.5	0.40 0.41	C0/C180	21.7°	1461	22.1°	3629
1.0	0.80 0.81	C0/C180	21.7°	365	22.1°	907
1.5	1.19 1.22	C0/C180	21.7°	162	22.1°	403
2.0	1.59 1.62	C0/C180	21.7°	91	22.1°	227
2.5	1.99 2.03	C0/C180	21.7°	58	22.1°	145
3.0	2.39 2.44	C0/C180	21.7°	41	22.1°	101
		C90/C270	21.7°	162	22.1°	403
		C90/C270	21.7°	91	22.1°	227

— C0/C180 (Half-peak divergence: 44.2°)  
 — C90/C270 (Half-peak divergence: 43.4°)

### Energy efficiency class

This product contains 2 light sources of energy efficiency class F, F.

### Illuminotechnical Features

Light Output Ratio (LOR)	56 %
Source lumens	1023 lm
Delivered lumens	577 lm
Consumption	11 W
Luminaire efficacy	52 lm/W
Colour temperature	2700 K
Standard Deviation of Colour Matching	2 Step MacAdam
Colour rendering index	80 Ra
Standard Operating Ambient Temperature	-20 / +50°C
Ordinary temperature on the glass	40°C

### LED Life / Failure Ratio

L70 B10 C0 134020h (at Tj 65 Ta 25 )

### UGR

UGR axial	18.2
UGR transversal	20.4
X=4H   Y=8H	S=0.25H
Reflection factor	70/50/20

### OPTICAL

C0/C180 optics	43°
Light distribution simmetry	Symmetrical