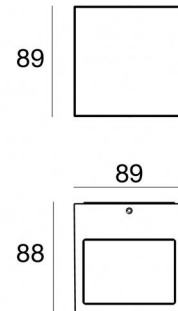
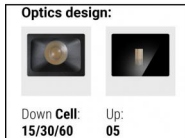




Wall Lights | 198-264 V  
2 x powerLEDs - 1 arrayLED 13.4 W DC - 15.5 W AC | CRI 80  
**76626W60**



Technical data	
Type	Surface
Installation position	Wall lights
Installation environment	Outdoor
Light Source	LED
Circuit structure	powerLEDs + arrayLED
Optics	Ultra Spot + Wide Flood
Light emission direction	upward + downward
Nominal power	13.4 W DC
Total Power	15.5 W
Source lumens	1311 lm
Nominal input voltage	220 - 240 V AC
Input voltage range	198 - 264 V AC
Frequency	50 - 60 Hz
CCT / Tone	3000 K
Colour rendering index	80 Ra
C.C. / C.V.	AC
Safety class	1
IP	IP65
IK	IK08
Glow wire test	850°
Direct mounting on normally flammable surfaces	Yes
CE	Yes
Driver included	Driver
Dimmable article	No
Directional	No
Tilting	No
Walk-over	No
Drive-over	No
Cable included	No
Resin potting	No
Type of light emission	Double emission
Net weight	0.83 Kg
Electrostatic discharge protection	Yes
Surge protection	1 KV

Finishing casing	
Material	Die-cast Aluminium EN AB - 46100
Colour	Grey
Processing	Open pore anodizing + Powder Coating
Finishing diffuser	
Material	Extra clear glass - Tempered
Colour	transparent
Processing	Silk-screening

Wall Lights | 198-264 V | 2 x powerLEDs - 1 arrayLED 13.4 W DC - 15.5 W AC | CRI 80 |  
Base  
**76626W60**

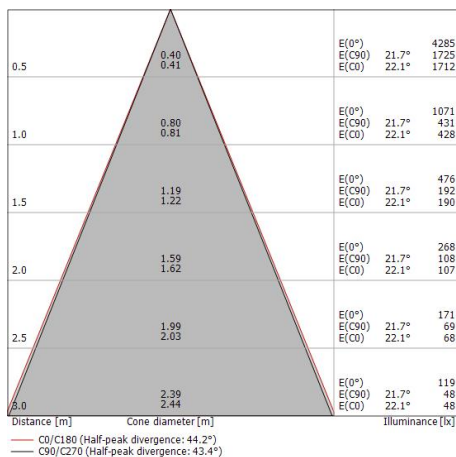
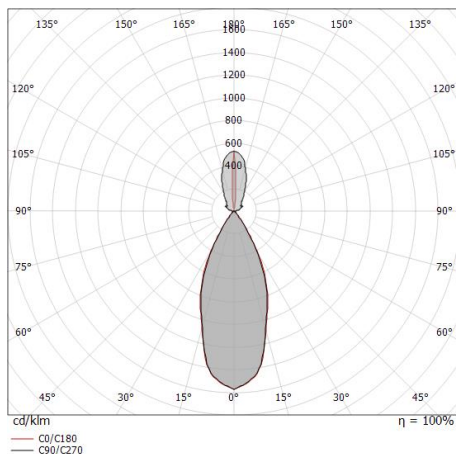
Double emission wall lights for outdoor application. The warm white LED light source with a ultra spot light distribution is composed of 2 powered LEDs with CCT of 3000 K and a CRI 80; the source luminous flux is 425 lm, with a 63.4 lm/W nominal luminous efficacy The warm white LED light source with a medium wide flood light distribution is composed of 1 arrayed LEDs with CCT of 3000 K and a CRI 80; the source luminous flux is 886 lm, with a 132.2 lm/W nominal luminous efficacy.

The device body is made of die-cast aluminium en ab - 46100 and features a grey finish, processed by means of open pore anodizing + powder coating; the diffuser is made of extra clear glass - tempered with a silk-screening treatment. The ingress protection degree is IP65; the total weight is of 0.83 kg.

The total absorbed power is 15.5 W.

The device features protection class I and can be wall lights-mounted.

Compliant with the EN 60598-1 standard and its specific provisions.



### Energy efficiency class

This product contains 2 light sources of energy efficiency class E, E.

### Illuminotechnical Features

Light Output Ratio (LOR)	52 %
Source lumens	1311 lm
Delivered lumens	682 lm
Consumption	15.5 W
Luminaire efficacy	44 lm/W
Colour temperature	3000 K
Standard Deviation of Colour Matching	3 Step MacAdam
Colour rendering index	80 Ra
Standard Operating Ambient Temperature	-20 / +50°C
Ordinary temperature on the glass	40°C

### LED Life / Failure Ratio

L70 B10 C0 134020h (at Tj 65 Ta 25 )

### UGR

UGR axial	18.8
UGR transversal	21
X=4H   Y=8H	S=0.25H
Reflection factor	70/50/20

### OPTICAL

C0/C180 optics	43°
Light distribution simmetry	Symmetrical