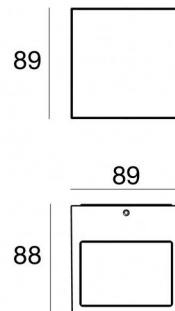





Wall Lights | 198-264 V
2 x powerLEDs - 1 arrayLED 13.4 W DC - 15.5 W AC | CRI 80
76625M30



Technical data	
Type	Surface
Installation position	Wall lights
Installation environment	Outdoor
Light Source	LED
Circuit structure	powerLEDs + arrayLED
Optics	Ultra Spot + Medium Flood
Light emission direction	upward + downward
Nominal power	13.4 W DC
Total Power	15.5 W
Source lumens	1245 lm
Nominal input voltage	220 - 240 V AC
Input voltage range	198 - 264 V AC
Frequency	50 - 60 Hz
CCT / Tone	2700 K
Colour rendering index	80 Ra
C.C. / C.V.	AC
Safety class	1
IP	IP65
IK	IK08
Glow wire test	850°
Direct mounting on normally flammable surfaces	Yes
CE	Yes
Driver included	Driver
Dimmable article	No
Directional	No
Tilting	No
Walk-over	No
Drive-over	No
Cable included	No
Resin potting	No
Type of light emission	Double emission
Net weight	0.83 Kg
Electrostatic discharge protection	Yes
Surge protection	1 KV

Finishing casing	
Material	Die-cast Aluminium EN AB - 46100
Colour	Black
Processing	Open pore anodizing + Powder Coating
Finishing diffuser	
Material	Extra clear glass - Tempered
Colour	transparent
Processing	Silk-screening

Wall Lights | 198-264 V | 2 x powerLEDs - 1 arrayLED 13.4 W DC - 15.5 W AC | CRI 80 | Base 76625M30

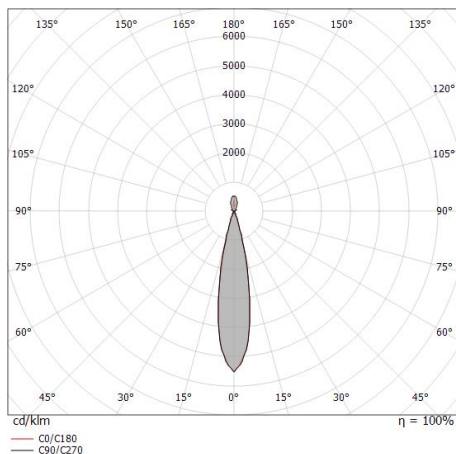
Double emission wall lights for outdoor application. The super warm white LED light source with a ultra spot light distribution is composed of 2 powerled LEDs with CCT of 2700 K and a CRI 80; the source luminous flux is 396 lm, with a 59.1 lm/W nominal luminous efficacy The super warm white LED light source with a flood light distribution is composed of 1 arrayled LEDs with CCT of 2700 K and a CRI 80; the source luminous flux is 849 lm, with a 126.7 lm/W nominal luminous efficacy.

The device body is made of die-cast aluminium en ab - 46100 and features a black finish, processed by means of open pore anodizing + powder coating; the diffuser is made of extra clear glass - tempered with a silk-screening treatment. The ingress protection degree is IP65; the total weight is of 0.83 kg.

The total absorbed power is 15.5 W.

The device features protection class I and can be wall lights-mounted.

Compliant with the EN 60598-1 standard and its specific provisions.



Distance [m]	Cone diameter [m]	illuminance [lx]
0.5	0.19 0.19	E(0°) 14725 E(C90) 10.9° 6980 E(C0) 10.8° 7003
1.0	0.39 0.38	E(0°) 3681 E(C90) 10.9° 1745 E(C0) 10.8° 1751
1.5	0.58 0.57	E(0°) 1636 E(C90) 10.9° 776 E(C0) 10.8° 778
2.0	0.77 0.76	E(0°) 920 E(C90) 10.9° 436 E(C0) 10.8° 438
2.5	0.96 0.95	E(0°) 589 E(C90) 10.9° 279 E(C0) 10.8° 280
3.0	1.16 1.14	E(0°) 409 E(C90) 10.9° 194 E(C0) 10.8° 195

Distance [m] Cone diameter [m] illuminance [lx]

— C0/C180 (Half-peak divergence: 21.6°)
— C90/C270 (Half-peak divergence: 21.8°)

Energy efficiency class

This product contains 2 light sources of energy efficiency class F, F.

Illuminotechnical Features

Light Output Ratio (LOR)	53 %
Source lumens	1245 lm
Delivered lumens	668 lm
Consumption	15.5 W
Luminaire efficacy	43 lm/W
Colour temperature	2700 K
Standard Deviation of Colour Matching	2 Step MacAdam
Colour rendering index	80 Ra
Standard Operating Ambient Temperature	-20 / +50°C
Ordinary temperature on the glass	40°C

LED Life / Failure Ratio

L70 B10 C0 134020h (at Tj 65 Ta 25)

UGR

UGR axial	12.9
UGR transversal	13.8
X=4H Y=8H	S=0.25H
Reflection factor	70/50/20

OPTICAL

C0/C180 optics	22°
Light distribution simmetry	Symmetrical