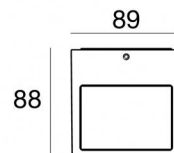





Wall Lights | 180-264 V AC /230-280 V DC  
1 arrayLED 6.7 W DC - 8.7 W AC | CRI 80  
**76587W07**



Technical data	
Type	Surface
Installation position	Wall lights
Installation environment	Outdoor
Light Source	LED
Circuit structure	arrayLED
Optics	Asymmetric Wallwasher
Light emission direction	downward
Nominal power	6.7 W DC
Total Power	8.7 W
Source lumens	886 lm
Nominal input voltage	220 - 240 V AC
Input voltage range	180 - 264 V AC
Frequency	50 - 60 Hz
CCT / Tone	3000 K
Colour rendering index	80 Ra
C.C. / C.V.	AC
Safety class	1
IP	IP65
IK	IK08
Glow wire test	850°
Direct mounting on normally flammable surfaces	Yes
CE	Yes
Driver included	Driver
Dimmable article	No
Directional	No
Tilting	No
Walk-over	No
Drive-over	No
Cable included	No
Resin potting	No
Type of light emission	Single emission
Net weight	0.77 Kg
Electrostatic discharge protection	Yes
Surge protection	1 KV

#### Finishing casing

Material	Die-cast Aluminium EN AB - 46100
Colour	Dark brown
Processing	Open pore anodizing + Powder Coating

#### Finishing diffuser

Material	Extra clear glass - Tempered
Colour	transparent
Processing	Silk-screening

The driver contained in the device complies with IEC 61347-2-13 annex J, and can therefore be powered by centralized power systems.



Wall Lights | 180-264 V AC /230-280 V DC | 1 arrayLED 6.7 W DC - 8.7 W AC | CRI 80 |  
Base  
**76587W07**

Single emission wall lights for outdoor application. The warm white LED light source with a asymmetric wallwasher light distribution is composed of 1 arrayed LEDs with CCT of 3000 K and a CRI 80; the source luminous flux is 886 lm, with a 147.7 lm/W nominal luminous efficacy.

The device body is made of die-cast aluminium en ab - 46100 and features a dark brown finish, processed by means of open pore anodizing + powder coating; the diffuser is made of extra clear glass - tempered with a silk-screening treatment. The ingress protection degree is IP65; the total weight is of 0.77 kg.

The total absorbed power is 8.7 W.

The device features protection class I and can be wall lights-mounted.

Compliant with the EN 60598-1 standard and its specific provisions.

### Energy efficiency class

This product contains a light source of energy efficiency class E.

### Illuminotechnical Features

Light Output Ratio (LOR)	59 %
Source lumens	886 lm
Delivered lumens	531 lm
Consumption	8.7 W
Luminaire efficacy	61 lm/W
Colour temperature	3000 K
Standard Deviation of Colour Matching	3 Step MacAdam
Colour rendering index	80 Ra

Standard Operating Ambient Temperature -20 / +50°C

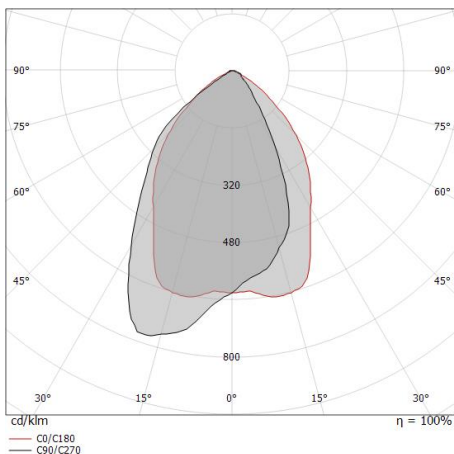
Ordinary temperature on the glass 40°C

### LED Life / Failure Ratio

L70 B10 C0 134020h (at Tj 65 Ta 25 )

### OPTICAL

C0/C180 optics	79°
Light distribution simmetry	Asymmetrical



Distance [m]	Cone diameter [m]	Illuminance [lx]	E(0°)	E(C0)
0.5	0.83	1320	39.6°	314
1.0	1.65	330	39.6°	79
1.5	2.48	147	39.6°	35
2.0	3.31	82	39.6°	20
2.5	4.14	53	39.6°	13
3.0	4.96	37	39.6°	9

Distance [m] Cone diameter [m] Illuminance [lx]  
C0/C180 (Half-peak divergence: 79.2°)