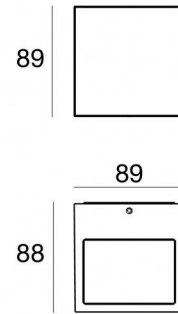





Wall Lights | 180-264 V AC /230-280 V DC
1 arrayLED 6.7 W DC - 8.7 W AC | CRI 80
76587N30



Technical data	
Type	Surface
Installation position	Wall lights
Installation environment	Outdoor
Light Source	LED
Circuit structure	arrayLED
Optics	Flood
Light emission direction	downward
Nominal power	6.7 W DC
Total Power	8.7 W
Source lumens	935 lm
Nominal input voltage	220 - 240 V AC
Input voltage range	180 - 264 V AC
Frequency	50 - 60 Hz
CCT / Tone	4000 K
Colour rendering index	80 Ra
C.C. / C.V.	AC
Safety class	1
IP	IP65
IK	IK08
Glow wire test	850°
Direct mounting on normally flammable surfaces	Yes
CE	Yes
Driver included	Driver
Dimmable article	No
Directional	No
Tilting	No
Walk-over	No
Drive-over	No
Cable included	No
Resin potting	No
Type of light emission	Single emission
Net weight	0.77 Kg
Electrostatic discharge protection	Yes
Surge protection	1 KV

Finishing casing

Material	Die-cast Aluminium EN AB - 46100
Colour	Dark brown
Processing	Open pore anodizing + Powder Coating

Finishing diffuser

Material	Extra clear glass - Tempered
Colour	transparent
Processing	Silk-screening

The driver contained in the device complies with IEC 61347-2-13 annex J, and can therefore be powered by centralized power systems.



Wall Lights | 180-264 V AC /230-280 V DC | 1 arrayLED 6.7 W DC - 8.7 W AC | CRI 80 |
Base
76587N30

Single emission wall lights for outdoor application. The natural white LED light source with a flood light distribution is composed of 1 arrayLEDs with CCT of 4000 K and a CRI 80; the source luminous flux is 935 lm, with a 155.8 lm/W nominal luminous efficacy.

The device body is made of die-cast aluminium en ab - 46100 and features a dark brown finish, processed by means of open pore anodizing + powder coating; the diffuser is made of extra clear glass - tempered with a silk-screening treatment. The ingress protection degree is IP65; the total weight is of 0.77 kg.

The total absorbed power is 8.7 W.

The device features protection class I and can be wall lights-mounted.

Compliant with the EN 60598-1 standard and its specific provisions.

Energy efficiency class

This product contains a light source of energy efficiency class E.

Illuminotechnical Features

Light Output Ratio (LOR)	71 %
Source lumens	935 lm
Delivered lumens	670 lm
Consumption	8.7 W
Luminaire efficacy	77 lm/W
Colour temperature	4000 K
Standard Deviation of Colour Matching	3 Step MacAdam
Colour rendering index	80 Ra

Standard Operating Ambient Temperature	-20 / +50°C
Ordinary temperature on the glass	40°C

LED Life / Failure Ratio

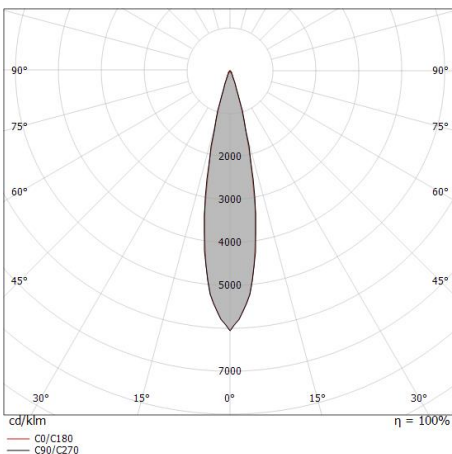
L70 B10 C0 134020h (at Tj 65 Ta 25)

UGR

UGR axial	13.9
UGR transversal	14.8
X=4H Y=8H	S=0.25H
Reflection factor	70/50/20

OPTICAL

C0/C180 optics	22°
Light distribution simmetry	Symmetrical



Distance [m]	Cone diameter [m]	illuminance [lx]
0.5	0.19 0.19	E(0°) 16221 E(C90) 10.9° 7701 E(C0) 10.8° 7727
1.0	0.39 0.38	E(0°) 4055 E(C90) 10.9° 1925 E(C0) 10.8° 1932
1.5	0.58 0.57	E(0°) 1802 E(C90) 10.9° 856 E(C0) 10.8° 859
2.0	0.77 0.76	E(0°) 1014 E(C90) 10.9° 481 E(C0) 10.8° 483
2.5	0.96 0.95	E(0°) 649 E(C90) 10.9° 308 E(C0) 10.8° 309
3.0	1.16 1.14	E(0°) 451 E(C90) 10.9° 214 E(C0) 10.8° 215

Distance [m] Cone diameter [m] illuminance [lx]

— C0/C180 (Half-peak divergence: 21.6°)
— C90/C270 (Half-peak divergence: 21.8°)