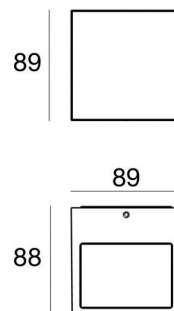
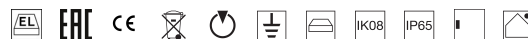




Wall Lights | 180-264 V AC /230-280 V DC  
1 arrayLED 6.7 W DC - 8.7 W AC | CRI 80

**76584W15**



Technical data	
Type	Surface
Installation position	Wall lights
Installation environment	Outdoor
Light Source	LED
Circuit structure	arrayLED
Optics	Spot
Light emission direction	downward
Nominal power	6.7 W DC
Total Power	8.7 W
Source lumens	886 lm
Nominal input voltage	220 - 240 V AC
Input voltage range	180 - 264 V AC
Frequency	50 - 60 Hz
CCT / Tone	3000 K
Colour rendering index	80 Ra
C.C. / C.V.	AC
Safety class	1
IP	IP65
IK	IK08
Glow wire test	850°
Direct mounting on normally flammable surfaces	Yes
CE	Yes
Driver included	Driver
Dimmable article	No
Directional	No
Tilting	No
Walk-over	No
Drive-over	No
Cable included	No
Resin potting	No
Type of light emission	Single emission
Net weight	0.77 Kg
Electrostatic discharge protection	Yes
Surge protection	1 KV

Finishing casing	
Material	Die-cast Aluminium EN AB - 46100
Colour	White
Processing	Open pore anodizing + Powder Coating

Finishing diffuser	
Material	Extra clear glass - Tempered
Colour	transparent
Processing	Silk-screening

Cables Electrification	
Cable connector	No

The driver contained in the device complies with IEC 61347-2-13 annex J, and can therefore be powered by centralized power systems.

Wall Lights | 180-264 V AC /230-280 V DC | 1 arrayLED 6.7 W DC - 8.7 W AC | CRI 80 | Base  
**76584W15**

Single emission wall lights for outdoor application. The warm white LED light source with a spot light distribution is composed of 1 arrayLEDs with CCT of 3000 K and a CRI 80; the source luminous flux is 886 lm, with a 147.7 lm/W nominal luminous efficacy.

The device body is made of die-cast aluminium en ab - 46100 and features a white finish, processed by means of open pore anodizing + powder coating; the diffuser is made of extra clear glass - tempered with a silk-screening treatment. The ingress protection degree is IP65; the total weight is of 0.77 kg.

The total absorbed power is 8.7 W.

The device features protection class I and can be wall lights-mounted.

Compliant with the EN 60598-1 standard and its specific provisions.

### Energy efficiency class

This product contains a light source of energy efficiency class E.

### Illuminotechnical Features

Light Output Ratio (LOR)	66 %
Source lumens	886 lm
Delivered lumens	589 lm
Consumption	8.7 W
Luminaire efficacy	67 lm/W
Colour temperature	3000 K
Standard Deviation of Colour Matching	3 Step MacAdam
Colour rendering index	80 Ra

Standard Operating Ambient Temperature	-20 / +50°C
Ordinary temperature on the glass	40°C

### LED Life / Failure Ratio

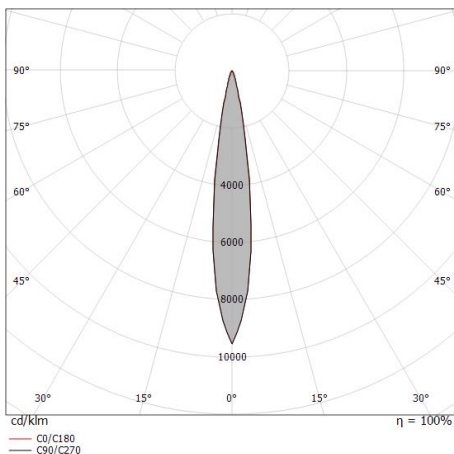
L70 B10 C0 134020h (at Tj 65 Ta 25 )

### UGR

UGR axial	14.6
UGR transversal	15.8
X=4H   Y=8H	S=0.25H
Reflection factor	70/50/20

### OPTICAL

C0/C180 optics	15°
Light distribution simmetry	Symmetrical



Distance [m]	Cone diameter [m]	illuminance [lx]
0.5	0.15 0.14	E(0°) 22468 E(C90) 7.8° 10999 E(C0) 7.7° 11088
1.0	0.27 0.27	E(0°) 5617 E(C90) 7.8° 2750 E(C0) 7.7° 2772
1.5	0.41 0.41	E(0°) 2496 E(C90) 7.8° 1222 E(C0) 7.7° 1232
2.0	0.55 0.54	E(0°) 1404 E(C90) 7.8° 687 E(C0) 7.7° 693
2.5	0.68 0.68	E(0°) 899 E(C90) 7.8° 440 E(C0) 7.7° 444
3.0	0.82 0.81	E(0°) 624 E(C90) 7.8° 306 E(C0) 7.7° 308