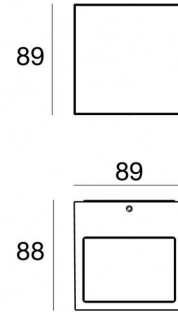





Wall Lights | 180-264 V AC /230-280 V DC
1 arrayLED 6.7 W DC - 8.7 W AC | CRI 80
76584N15



Technical data	
Type	Surface
Installation position	Wall lights
Installation environment	Outdoor
Light Source	LED
Circuit structure	arrayLED
Optics	Spot
Light emission direction	downward
Nominal power	6.7 W DC
Total Power	8.7 W
Source lumens	935 lm
Nominal input voltage	220 - 240 V AC
Input voltage range	180 - 264 V AC
Frequency	50 - 60 Hz
CCT / Tone	4000 K
Colour rendering index	80 Ra
C.C. / C.V.	AC
Safety class	1
IP	IP65
IK	IK08
Glow wire test	850°
Direct mounting on normally flammable surfaces	Yes
CE	Yes
Driver included	Driver
Dimmable article	No
Directional	No
Tilting	No
Walk-over	No
Drive-over	No
Cable included	No
Resin potting	No
Type of light emission	Single emission
Net weight	0.77 Kg
Electrostatic discharge protection	Yes
Surge protection	1 KV

Finishing casing	
Material	Die-cast Aluminium EN AB - 46100
Colour	White
Processing	Open pore anodizing + Powder Coating
Finishing diffuser	
Material	Extra clear glass - Tempered
Colour	transparent
Processing	Silk-screening



Wall Lights | 180-264 V AC /230-280 V DC | 1 arrayLED 6.7 W DC - 8.7 W AC | CRI 80 | Base
76584N15

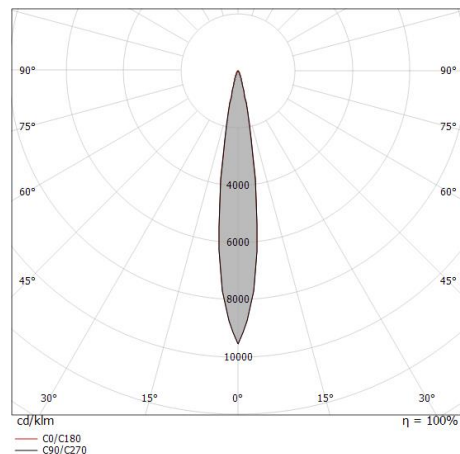
Single emission wall lights for outdoor application. The natural white LED light source with a spot light distribution is composed of 1 arrayed LEDs with CCT of 4000 K and a CRI 80; the source luminous flux is 935 lm, with a 155.8 lm/W nominal luminous efficacy.

The device body is made of die-cast aluminium en ab - 46100 and features a white finish, processed by means of open pore anodizing + powder coating; the diffuser is made of extra clear glass - tempered with a silk-screening treatment. The ingress protection degree is IP65; the total weight is of 0.77 kg.

The total absorbed power is 8.7 W.

The device features protection class I and can be wall lights-mounted.

Compliant with the EN 60598-1 standard and its specific provisions.



Distance [m]	Cone diameter [m]	illuminance [lx]
0.5	0.14 0.14	E(0°) 23713 E(C90) 7.8° 11608 E(C0) 7.7° 11702
1.0	0.27 0.27	E(0°) 5928 E(C90) 7.8° 2902 E(C0) 7.7° 2926
1.5	0.41 0.41	E(0°) 2635 E(C90) 7.8° 1290 E(C0) 7.7° 1300
2.0	0.55 0.54	E(0°) 1482 E(C90) 7.8° 726 E(C0) 7.7° 731
2.5	0.68 0.68	E(0°) 949 E(C90) 7.8° 464 E(C0) 7.7° 468
3.0	0.82 0.81	E(0°) 659 E(C90) 7.8° 322 E(C0) 7.7° 325

— C0/C180 (Half-peak divergence: 15.4°)
— C90/C270 (Half-peak divergence: 15.6°)

Energy efficiency class

This product contains a light source of energy efficiency class E.

Illuminotechnical Features

Light Output Ratio (LOR)	66 %
Source lumens	935 lm
Delivered lumens	622 lm
Consumption	8.7 W
Luminaire efficacy	71 lm/W
Colour temperature	4000 K
Standard Deviation of Colour Matching	3 Step MacAdam
Colour rendering index	80 Ra
Standard Operating Ambient Temperature	-20 / +50°C
Ordinary temperature on the glass	40°C

LED Life / Failure Ratio

L70 B10 C0 134020h (at Tj 65 Ta 25)

UGR

UGR axial	14.7
UGR transversal	16
X=4H Y=8H	S=0.25H
Reflection factor	70/50/20

OPTICAL

C0/C180 optics	15°
Light distribution simmetry	Symmetrical