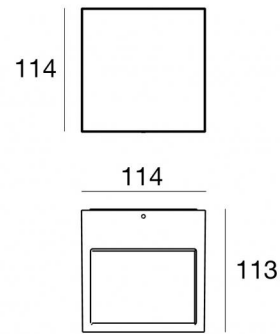





Wall Lights | 2 arrayLED 20 W AC 200-264 V AC | CRI 80  
76564N12



Technical data	
Type	Surface
Installation position	Wall lights
Installation environment	Outdoor
Light Source	LED
Circuit structure	arrayLED
Optics	Double Extra Wide Flood
Light emission direction	downward and upward
Nominal power	20 W AC
Source lumens	2400 lm
Input voltage range	200-264V
CCT / Tone	4000 K
Colour rendering index	80 Ra
C.C. / C.V.	AC
Safety class	1
IP	IP65
IK	IK08
Glow wire test	850°
Direct mounting on normally flammable surfaces	Yes
CE	Yes
Dimmable article	No
Directional	No
Tilting	No
Walk-over	No
Drive-over	No
Cable included	No
Resin potting	No
Type of light emission	Double emission
Net weight	1.5 Kg
Electrostatic discharge protection	No
Surge protection	1.5 KV

Finishing casing	
Material	Die-cast Aluminium EN AB - 46100
Colour	White
Processing	Open pore anodizing + Powder Coating
Finishing diffuser	
Material	Extra clear glass - Tempered
Colour	transparent
Processing	Silk-screening

## Wall Lights | 2 arrayLED 20 W AC 200-264 V AC | CRI 80 | Base 76564N12

Double emission wall lights for outdoor application. The natural white LED light source with a double extra wide flood light distribution is composed of 2 arrayed LEDs with CCT of 4000 K and a CRI 80; the source luminous flux is 2400 lm, with a 120.0 lm/W nominal luminous efficacy.

The device body is made of die-cast aluminium en ab - 46100 and features a white finish, processed by means of open pore anodizing + powder coating; the diffuser is made of extra clear glass - tempered with a silk-screening treatment. The ingress protection degree is IP65; the total weight is of 1.5 kg.

The total absorbed power is 20 W.

The device features protection class I and can be wall lights-mounted.

Compliant with the EN 60598-1 standard and its specific provisions.

### Energy efficiency class

This product contains 2 light sources of energy efficiency class E.

### Illuminotechnical Features

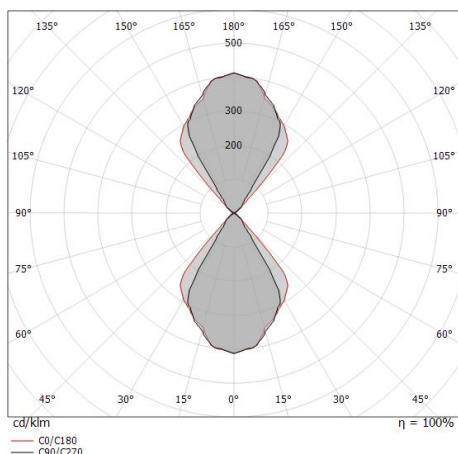
Light Output Ratio (LOR)	52 %
Source lumens	2400 lm
Delivered lumens	1269 lm
Consumption	20 W
Luminaire efficacy	63 lm/W
Colour temperature	4000 K
Standard Deviation of Colour Matching	3 Step MacAdam
Colour rendering index	80 Ra
Standard Operating Ambient Temperature	-20 / +50°C
Ordinary temperature on the glass	40°C

### UGR

UGR axial	14.5
UGR transversal	17.6
X=4H   Y=8H	S=0.25H
Reflection factor	70/50/20

### OPTICAL

C90/C270 optics	63°
C0/C180 optics	81°
Light distribution simmetry	Symmetrical 2 assis



Distance [m]	Cone diameter [m]	illuminance [lx]
0.5	0.62 0.85	E(0°) 2090 E(C90) 652 E(C0) 462
1.0	1.23 1.71	E(0°) 522 E(C90) 163 E(C0) 115
1.5	1.85 2.56	E(0°) 232 E(C90) 72 E(C0) 51
2.0	2.46 3.42	E(0°) 131 E(C90) 41 E(C0) 29
2.5	3.08 4.27	E(0°) 84 E(C90) 26 E(C0) 18
3.0	3.69 5.12	E(0°) 58 E(C90) 18 E(C0) 13

— C0/C180 (Half-peak divergence: 81.0°)  
— C90/C270 (Half-peak divergence: 63.2°)