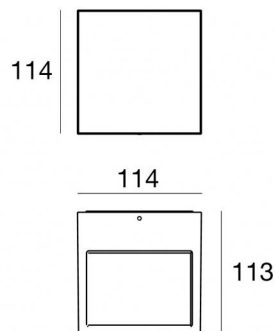





Wall Lights | 198-264 V  
1 arrayLED 6.3 W DC - 7.5 W AC | CRI 80  
**76329N30**



Technical data	
Type	Surface
Installation position	Wall lights
Installation environment	Outdoor
Light Source	LED
Circuit structure	arrayLED
Optics	Flood
Light emission direction	downward
Nominal power	6.3 W DC
Total Power	7.5 W
Source lumens	990 lm
Nominal input voltage	220 - 240 V AC
Input voltage range	198 - 264 V AC
Frequency	50 - 60 Hz
CCT / Tone	4000 K
Colour rendering index	80 Ra
C.C. / C.V.	AC
Safety class	1
IP	IP65
IK	IK08
Glow wire test	850°
Direct mounting on normally flammable surfaces	Yes
CE	Yes
Driver included	Driver
Dimmable article	DALI-2
Directional	No
Tilting	No
Walk-over	No
Drive-over	No
Cable included	No
Resin potting	No
Type of light emission	Single emission
Net weight	1.47 Kg
Electrostatic discharge protection	Yes
Surge protection	1 KV

Finishing casing	
Material	Die-cast Aluminium EN AB - 46100
Colour	Dark brown
Processing	Open pore anodizing + Powder Coating
Finishing diffuser	
Material	Extra clear glass - Tempered
Colour	transparent
Processing	Silk-screening

Wall Lights | 198-264 V | 1 arrayLED 6.3 W DC - 7.5 W AC | CRI 80 | Base  
76329N30

Single emission wall lights for outdoor application. The natural white LED light source with a flood light distribution is composed of 1 arrayed LEDs with CCT of 4000 K and a CRI 80; the source luminous flux is 990 lm, with a 157.1 lm/W nominal luminous efficacy.

The device body is made of die-cast aluminium en ab - 46100 and features a dark brown finish, processed by means of open pore anodizing + powder coating; the diffuser is made of extra clear glass - tempered with a silk-screening treatment. The ingress protection degree is IP65; the total weight is of 1.47 kg.

The total absorbed power is 7.5 W.

The device features protection class I and can be wall lights-mounted.

Compliant with the EN 60598-1 standard and its specific provisions.

### Energy efficiency class

This product contains a light source of energy efficiency class E.

### Illuminotechnical Features

Light Output Ratio (LOR)	67 %
Source lumens	990 lm
Delivered lumens	664 lm
Consumption	7.5 W
Luminaire efficacy	88 lm/W
Colour temperature	4000 K
Standard Deviation of Colour Matching	2 Step MacAdam
Colour rendering index	80 Ra

Standard Operating Ambient Temperature -20 / +50°C

Ordinary temperature on the glass 40°C

### LED Life / Failure Ratio

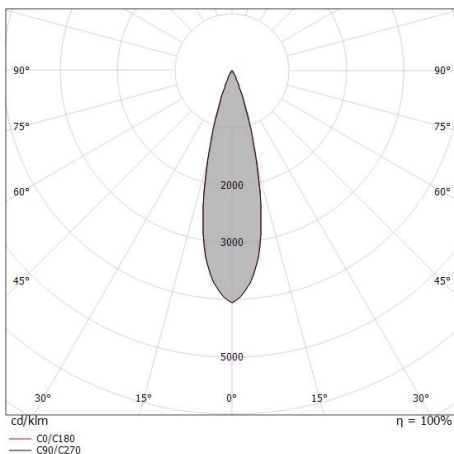
L70 B10 C0 252000h (at Tj 65 Ta 25 )

### UGR

UGR axial	12.5
UGR transversal	14
X=4H   Y=8H	S=0.25H
Reflection factor	70/50/20

### OPTICAL

C0/C180 optics	27°
Light distribution simmetry	Symmetrical



Distance [m]	Cone diameter [m]	illuminance [lx]
0.5	0.24 0.24	E(0°) 10778 E(C90) 13.6° 4955 E(C0) 13.4° 5016
1.0	0.48 0.48	E(0°) 2694 E(C90) 13.6° 1239 E(C0) 13.4° 1254
1.5	0.73 0.71	E(0°) 1198 E(C90) 13.6° 551 E(C0) 13.4° 557
2.0	0.97 0.95	E(0°) 674 E(C90) 13.6° 310 E(C0) 13.4° 313
2.5	1.21 1.19	E(0°) 431 E(C90) 13.6° 198 E(C0) 13.4° 201
3.0	1.45 1.43	E(0°) 299 E(C90) 13.6° 138 E(C0) 13.4° 139

Distance [m] Cone diameter [m] illuminance [lx]

— C0/C180 (Half-peak divergence: 26.8°)  
— C90/C270 (Half-peak divergence: 27.2°)