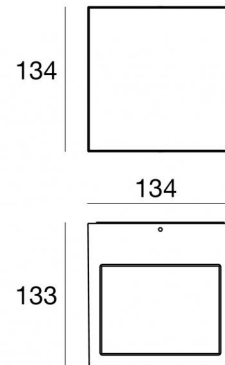
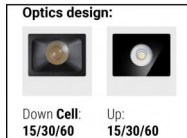




Wall Lights | 198-264 V
2 arrayLED 28 W DC - 31 W AC | CRI 80
76276M15



Technical data	
Type	Surface
Installation position	Wall lights
Installation environment	Outdoor
Light Source	LED
Circuit structure	arrayLED
Optics	Double Spot
Light emission direction	downward and upward
Nominal power	28 W DC
Total Power	31 W
Source lumens	3728 lm
Nominal input voltage	220 - 240 V AC
Input voltage range	198 - 264 V AC
Frequency	50 - 60 Hz
CCT / Tone	2700 K
Colour rendering index	80 Ra
C.C. / C.V.	AC
Safety class	1
IP	IP65
IK	IK08
Glow wire test	850°
Direct mounting on normally flammable surfaces	Yes
CE	Yes
Driver included	Driver
Dimmable article	No
Directional	No
Tilting	No
Walk-over	No
Drive-over	No
Cable included	No
Resin potting	No
Type of light emission	Double emission
Net weight	2.02 Kg
Electrostatic discharge protection	Yes
Surge protection	2 KV

Finishing casing	
Material	Die-cast Aluminium EN AB - 46100
Colour	White
Processing	Open pore anodizing + Powder Coating
Finishing diffuser	
Material	Extra clear glass - Tempered
Colour	transparent
Processing	Silk-screening



Wall Lights | 198-264 V | 2 arrayLED 28 W DC - 31 W AC | CRI 80 | Base 76276M15

Double emission wall lights for outdoor application. The super warm white LED light source with a double spot light distribution is composed of 2 arrayed LEDs with CCT of 2700 K and a CRI 80; the source luminous flux is 3728 lm, with a 133.1 lm/W nominal luminous efficacy.

The device body is made of die-cast aluminium en ab - 46100 and features a white finish, processed by means of open pore anodizing + powder coating; the diffuser is made of extra clear glass - tempered with a silk-screening treatment. The ingress protection degree is IP65; the total weight is of 2.02 kg.

The total absorbed power is 31 W.

The device features protection class I and can be wall lights-mounted.

Compliant with the EN 60598-1 standard and its specific provisions.

Energy efficiency class

This product contains 2 light sources of energy efficiency class E.

Illuminotechnical Features

Light Output Ratio (LOR)	64 %
Source lumens	3728 lm
Delivered lumens	2411 lm
Consumption	31 W
Luminaire efficacy	77 lm/W
Colour temperature	2700 K
Standard Deviation of Colour Matching	2 Step MacAdam
Colour rendering index	80 Ra

Standard Operating Ambient Temperature	-20 / +50°C
Ordinary temperature on the glass	40°C

LED Life / Failure Ratio

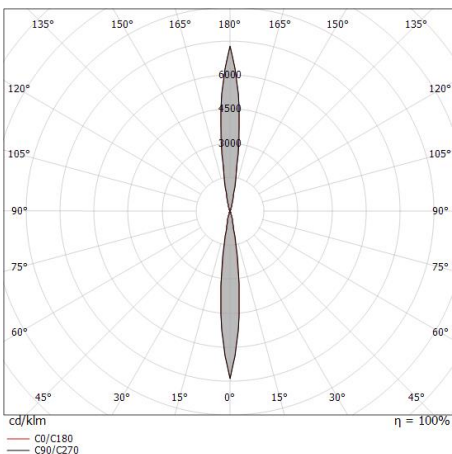
L70 B10 C0 252000h (at Tj 65 Ta 25)

UGR

UGR axial	8.4
UGR transversal	9.3
X=4H Y=8H	S=0.25H
Reflection factor	70/50/20

OPTICAL

C0/C180 optics	12°
Light distribution simmetry	Symmetrical



Distance [m]	Cone diameter [m]	illuminance [lx]
0.5	0.11 0.11	E(0°) 71246 E(C90) 6.4° 35139 E(C0) 6.2° 35190
1.0	0.22 0.22	E(0°) 17811 E(C90) 6.4° 8785 E(C0) 6.2° 8798
1.5	0.34 0.33	E(0°) 7916 E(C90) 6.4° 3904 E(C0) 6.2° 3910
2.0	0.45 0.43	E(0°) 4453 E(C90) 6.4° 2196 E(C0) 6.2° 2199
2.5	0.56 0.54	E(0°) 2850 E(C90) 6.4° 1405 E(C0) 6.2° 1408
3.0	0.67 0.65	E(0°) 1979 E(C90) 6.4° 976 E(C0) 6.2° 978

— C0/C180 (Half-peak divergence: 12.4°)
— C90/C270 (Half-peak divergence: 12.8°)