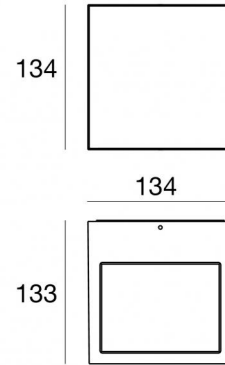





Wall Lights | 198-264 V AC /176-280 V DC
1 arrayLED 14 W DC - 17 W AC | CRI 80
76254W15



Technical data	
Type	Surface
Installation position	Wall lights
Installation environment	Outdoor
Light Source	LED
Circuit structure	arrayLED
Optics	Spot
Light emission direction	downward
Nominal power	14 W DC
Total Power	17 W
Source lumens	1946 lm
Nominal input voltage	220 - 240 V AC
Input voltage range	198 - 264 V AC
Frequency	50 - 60 Hz
CCT / Tone	3000 K
Colour rendering index	80 Ra
C.C. / C.V.	AC
Safety class	1
IP	IP65
IK	IK08
Glow wire test	850°
Direct mounting on normally flammable surfaces	Yes
CE	Yes
Driver included	Driver
Dimmable article	DALI-2 - PUSH DIM
Directional	No
Tilting	No
Walk-over	No
Drive-over	No
Cable included	No
Resin potting	No
Type of light emission	Single emission
Net weight	1.96 Kg
Electrostatic discharge protection	Yes
Surge protection	2 KV

Finishing casing

Material	Die-cast Aluminium EN AB - 46100
Colour	Dark brown
Processing	Open pore anodizing + Powder Coating

Finishing diffuser

Material	Extra clear glass - Tempered
Colour	transparent
Processing	Silk-screening

The driver contained in the device complies with IEC 61347-2-13 annex J, and can therefore be powered by centralized power systems.



Wall Lights | 198-264 V AC /176-280 V DC | 1 arrayLED 14 W DC - 17 W AC | CRI 80 |
Base
76254W15

Single emission wall lights for outdoor application. The warm white LED light source with a spot light distribution is composed of 1 arrayed LEDs with CCT of 3000 K and a CRI 80; the source luminous flux is 1946 lm, with a 139.0 lm/W nominal luminous efficacy.

The device body is made of die-cast aluminium en ab - 46100 and features a dark brown finish, processed by means of open pore anodizing + powder coating; the diffuser is made of extra clear glass - tempered with a silk-screening treatment. The ingress protection degree is IP65; the total weight is of 1.96 kg.

The total absorbed power is 17 W.

The device features protection class I and can be wall lights-mounted.

Compliant with the EN 60598-1 standard and its specific provisions.

Energy efficiency class

This product contains a light source of energy efficiency class E.

Illuminotechnical Features

Light Output Ratio (LOR)	66 %
Source lumens	1946 lm
Delivered lumens	1295 lm
Consumption	17 W
Luminaire efficacy	76 lm/W
Colour temperature	3000 K
Standard Deviation of Colour Matching	2 Step MacAdam
Colour rendering index	80 Ra

Standard Operating Ambient Temperature	-20 / +50°C
Ordinary temperature on the glass	40°C

LED Life / Failure Ratio

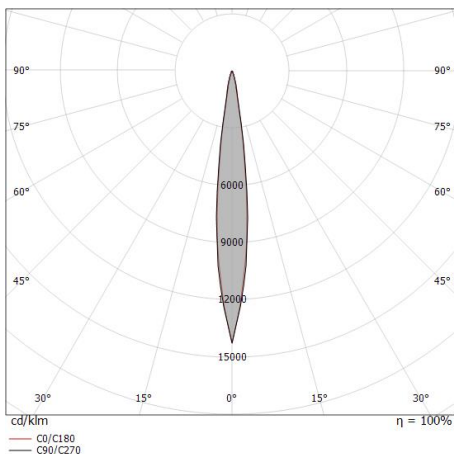
L70 B10 C0 252000h (at Tj 65 Ta 25)

UGR

UGR axial	12.4
UGR transversal	13.4
X=4H Y=8H	S=0.25H
Reflection factor	70/50/20

OPTICAL

C0/C180 optics	12°
Light distribution simmetry	Symmetrical



Distance [m]	Cone diameter [m]	illuminance [lx]
0.5	0.11 0.11	E(0°) 74030 E(C90) 6.4° 36512 E(C0) 6.2° 36566
1.0	0.22 0.22	E(0°) 18508 E(C90) 6.4° 9128 E(C0) 6.2° 9141
1.5	0.34 0.33	E(0°) 8226 E(C90) 6.4° 4057 E(C0) 6.2° 4063
2.0	0.45 0.43	E(0°) 4627 E(C90) 6.4° 2282 E(C0) 6.2° 2285
2.5	0.56 0.54	E(0°) 2961 E(C90) 6.4° 1460 E(C0) 6.2° 1463
3.0	0.67 0.65	E(0°) 2056 E(C90) 6.4° 1014 E(C0) 6.2° 1016

Distance [m] Cone diameter [m] illuminance [lx]

— C0/C180 (Half-peak divergence: 12.4°)
— C90/C270 (Half-peak divergence: 12.8°)