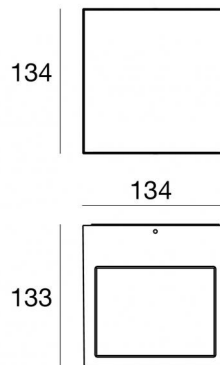





Wall Lights | 198-264 V AC /176-280 V DC
1 arrayLED 14 W DC - 17 W AC | CRI 80
76254W07



Technical data	
Type	Surface
Installation position	Wall lights
Installation environment	Outdoor
Light Source	LED
Circuit structure	arrayLED
Optics	Asymmetric Wallwasher
Light emission direction	downward
Nominal power	14 W DC
Total Power	17 W
Source lumens	1946 lm
Nominal input voltage	220 - 240 V AC
Input voltage range	198 - 264 V AC
Frequency	50 - 60 Hz
CCT / Tone	3000 K
Colour rendering index	80 Ra
C.C. / C.V.	AC
Safety class	1
IP	IP65
IK	IK08
Glow wire test	850°
Direct mounting on normally flammable surfaces	Yes
CE	Yes
Driver included	Driver
Dimmable article	DALI-2 - PUSH DIM
Directional	No
Tilting	No
Walk-over	No
Drive-over	No
Cable included	No
Resin potting	No
Type of light emission	Single emission
Net weight	1.96 Kg
Electrostatic discharge protection	Yes
Surge protection	2 KV

Finishing casing

Material	Die-cast Aluminium EN AB - 46100
Colour	Dark brown
Processing	Open pore anodizing + Powder Coating

Finishing diffuser

Material	Extra clear glass - Tempered
Colour	transparent
Processing	Silk-screening

The driver contained in the device complies with IEC 61347-2-13 annex J, and can therefore be powered by centralized power systems.



Wall Lights | 198-264 V AC /176-280 V DC | 1 arrayLED 14 W DC - 17 W AC | CRI 80 |
Base
76254W07

Single emission wall lights for outdoor application. The warm white LED light source with a asymmetric wallwasher light distribution is composed of 1 arrayed LEDs with CCT of 3000 K and a CRI 80; the source luminous flux is 1946 lm, with a 139.0 lm/W nominal luminous efficacy.

The device body is made of die-cast aluminium en ab - 46100 and features a dark brown finish, processed by means of open pore anodizing + powder coating; the diffuser is made of extra clear glass - tempered with a silk-screening treatment. The ingress protection degree is IP65; the total weight is of 1.96 kg.

The total absorbed power is 17 W.

The device features protection class I and can be wall lights-mounted.

Compliant with the EN 60598-1 standard and its specific provisions.

Energy efficiency class

This product contains a light source of energy efficiency class E.

Illuminotechnical Features

Light Output Ratio (LOR)	55 %
Source lumens	1946 lm
Delivered lumens	1082 lm
Consumption	17 W
Luminaire efficacy	63 lm/W
Colour temperature	3000 K
Standard Deviation of Colour Matching	2 Step MacAdam
Colour rendering index	80 Ra

Standard Operating Ambient Temperature -20 / +50°C

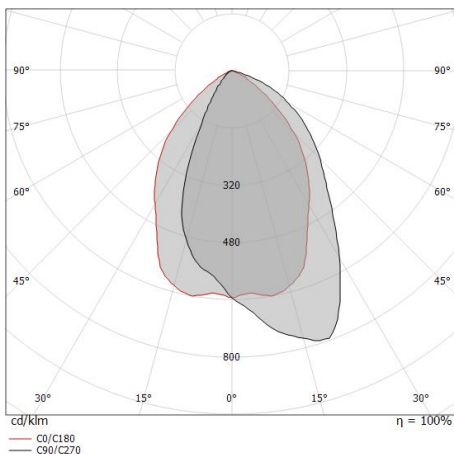
Ordinary temperature on the glass 40°C

LED Life / Failure Ratio

L70 B10 C0 252000h (at Tj 65 Ta 25)

OPTICAL

C0/C180 optics	79°
Light distribution symmetry	Asymmetrical



Distance [m]	Cone diameter [m]	Illuminance [lx]
0.5	0.82	E(0°) 2749 E(C0) 635
1.0	1.65	E(0°) 687 E(C0) 159
1.5	2.47	E(0°) 305 E(C0) 71
2.0	3.30	E(0°) 172 E(C0) 40
2.5	4.12	E(0°) 110 E(C0) 25
3.0	4.95	E(0°) 76 E(C0) 18

Distance [m] Cone diameter [m] Illuminance [lx]
— C0/C180 (Half-peak divergence: 79.0°)