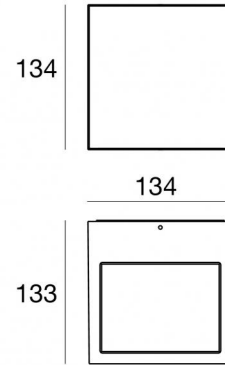





Wall Lights | 198-264 V
1 arrayLED 14 W DC - 17 W AC | CRI 80
76249N30



Technical data	
Type	Surface
Installation position	Wall lights
Installation environment	Outdoor
Light Source	LED
Circuit structure	arrayLED
Optics	Medium Flood
Light emission direction	downward
Nominal power	14 W DC
Total Power	17 W
Source lumens	1995 lm
Nominal input voltage	220 - 240 V AC
Input voltage range	198 - 264 V AC
Frequency	50 - 60 Hz
CCT / Tone	4000 K
Colour rendering index	80 Ra
C.C. / C.V.	AC
Safety class	1
IP	IP65
IK	IK08
Glow wire test	850°
Direct mounting on normally flammable surfaces	Yes
CE	Yes
Driver included	Driver
Dimmable article	No
Directional	No
Tilting	No
Walk-over	No
Drive-over	No
Cable included	No
Resin potting	No
Type of light emission	Single emission
Net weight	1.96 Kg
Electrostatic discharge protection	Yes
Surge protection	1 KV

Finishing casing

Material	Die-cast Aluminium EN AB - 46100
Colour	Dark brown
Processing	Open pore anodizing + Powder Coating

Finishing diffuser

Material	Extra clear glass - Tempered
Colour	transparent
Processing	Silk-screening

Wall Lights | 198-264 V | 1 arrayLED 14 W DC - 17 W AC | CRI 80 | Base
76249N30

Single emission wall lights for outdoor application. The natural white LED light source is composed of 1 arrayed LEDs with CCT of 4000 K and a CRI 80; the source luminous flux is 1995 lm, with a 142.5 lm/W nominal luminous efficacy.

The device body is made of die-cast aluminium en ab - 46100 and features a dark brown finish, processed by means of open pore anodizing + powder coating; the diffuser is made of extra clear glass - tempered with a silk-screening treatment. The ingress protection degree is IP65; the total weight is of 1.96 kg.

The total absorbed power is 17 W.

The device features protection class I and can be wall lights-mounted.

Compliant with the EN 60598-1 standard and its specific provisions.

Energy efficiency class

This product contains a light source of energy efficiency class E.

Illuminotechnical Features

Light Output Ratio (LOR)	71 %
Source lumens	1995 lm
Delivered lumens	1422 lm
Consumption	17 W
Luminaire efficacy	83 lm/W
Colour temperature	4000 K
Standard Deviation of Colour Matching	2 Step MacAdam
Colour rendering index	80 Ra

Standard Operating Ambient Temperature	-20 / +50°C
Ordinary temperature on the glass	40°C

LED Life / Failure Ratio

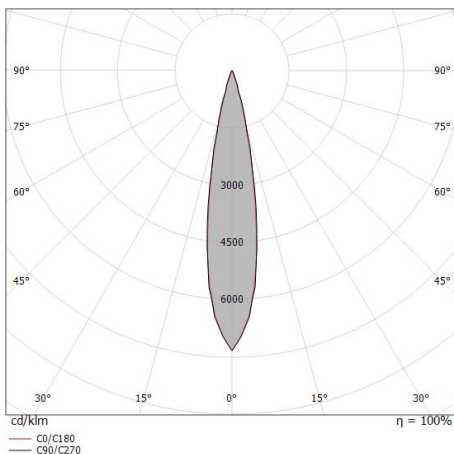
L70 B10 C0 252000h (at Tj 65 Ta 25)

UGR

UGR axial	11.6
UGR transversal	12.8
X=4H Y=8H	S=0.25H
Reflection factor	70/50/20

OPTICAL

C0/C180 optics	19°
Light distribution simmetry	Symmetrical



Distance [m]	Cone diameter [m]	illuminance [lx]
0.5	0.17	E(0°) 41716 E(C90) 9.8° 20188 E(C0) 9.7° 20091
1.0	0.34	E(0°) 10429 E(C90) 9.8° 5047 E(C0) 9.7° 5023
1.5	0.51	E(0°) 4635 E(C90) 9.8° 2243 E(C0) 9.7° 2232
2.0	0.68	E(0°) 2607 E(C90) 9.8° 1262 E(C0) 9.7° 1256
2.5	0.85	E(0°) 1669 E(C90) 9.8° 808 E(C0) 9.7° 804
3.0	1.03	E(0°) 1159 E(C90) 9.8° 561 E(C0) 9.7° 558