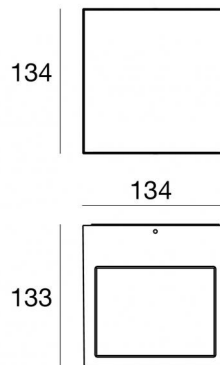





Wall Lights | 198-264 V  
1 arrayLED 14 W DC - 17 W AC | CRI 80  
**76249M15**



Technical data	
Type	Surface
Installation position	Wall lights
Installation environment	Outdoor
Light Source	LED
Circuit structure	arrayLED
Optics	Spot
Light emission direction	downward
Nominal power	14 W DC
Total Power	17 W
Source lumens	1864 lm
Nominal input voltage	220 - 240 V AC
Input voltage range	198 - 264 V AC
Frequency	50 - 60 Hz
CCT / Tone	2700 K
Colour rendering index	80 Ra
C.C. / C.V.	AC
Safety class	1
IP	IP65
IK	IK08
Glow wire test	850°
Direct mounting on normally flammable surfaces	Yes
CE	Yes
Driver included	Driver
Dimmable article	No
Directional	No
Tilting	No
Walk-over	No
Drive-over	No
Cable included	No
Resin potting	No
Type of light emission	Single emission
Net weight	1.96 Kg
Electrostatic discharge protection	Yes
Surge protection	1 KV

#### Finishing casing

Material	Die-cast Aluminium EN AB - 46100
Colour	Dark brown
Processing	Open pore anodizing + Powder Coating

#### Finishing diffuser

Material	Extra clear glass - Tempered
Colour	transparent
Processing	Silk-screening

Wall Lights | 198-264 V | 1 arrayLED 14 W DC - 17 W AC | CRI 80 | Base 76249M15

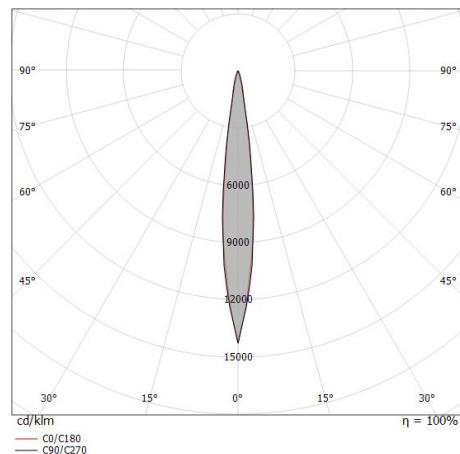
Single emission wall lights for outdoor application. The super warm white LED light source with a spot light distribution is composed of 1 arrayed LEDs with CCT of 2700 K and a CRI 80; the source luminous flux is 1864 lm, with a 133.1 lm/W nominal luminous efficacy.

The device body is made of die-cast aluminium en ab - 46100 and features a dark brown finish, processed by means of open pore anodizing + powder coating; the diffuser is made of extra clear glass - tempered with a silk-screening treatment. The ingress protection degree is IP65; the total weight is of 1.96 kg.

The total absorbed power is 17 W.

The device features protection class I and can be wall lights-mounted.

Compliant with the EN 60598-1 standard and its specific provisions.



Distance [m]	Cone diameter [m]	illuminance [lx]
0.5	0.11 0.11	E(0°) 71018 E(C90) 6.4° 35026 E(C0) 6.2° 35078
1.0	0.22 0.22	E(0°) 17755 E(C90) 6.4° 8757 E(C0) 6.2° 8769
1.5	0.34 0.33	E(0°) 7891 E(C90) 6.4° 3892 E(C0) 6.2° 3898
2.0	0.45 0.43	E(0°) 4439 E(C90) 6.4° 2189 E(C0) 6.2° 2192
2.5	0.56 0.54	E(0°) 2841 E(C90) 6.4° 1401 E(C0) 6.2° 1403
3.0	0.67 0.65	E(0°) 1973 E(C90) 6.4° 973 E(C0) 6.2° 974

Distance [m] Cone diameter [m] illuminance [lx]

— C0/C180 (Half-peak divergence: 12.4°)  
— C90/C270 (Half-peak divergence: 12.8°)

### Energy efficiency class

This product contains a light source of energy efficiency class E.

### Illuminotechnical Features

Light Output Ratio (LOR)	66 %
Source lumens	1864 lm
Delivered lumens	1242 lm
Consumption	17 W
Luminaire efficacy	73 lm/W
Colour temperature	2700 K
Standard Deviation of Colour Matching	2 Step MacAdam
Colour rendering index	80 Ra
Standard Operating Ambient Temperature	-20 / +50°C
Ordinary temperature on the glass	40°C

### LED Life / Failure Ratio

L70 B10 C0 252000h (at Tj 65 Ta 25 )

### UGR

UGR axial	12.3
UGR transversal	13.2
X=4H   Y=8H	S=0.25H
Reflection factor	70/50/20

### OPTICAL

C0/C180 optics	12°
Light distribution simmetry	Symmetrical