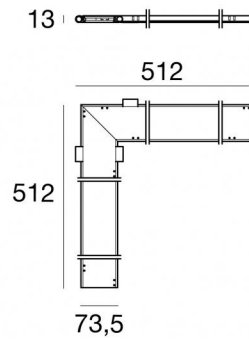


Rollip_PRO



Systems - Lines | 264 topLED 20 W DC 24 V
Modular | CRI 90
65441W



67 x
512 x
512

Technical data	
Type	--- Frame
Installation position	Ceiling
Installation environment	Indoor
Light Source	LED
Circuit structure	topLED
Light emission direction	downward
Nominal power	20 W DC
Source lumens	2531 lm
Input voltage range	24V
CCT / Tone	3000 K
Colour rendering index	90 Ra
C.C. / C.V.	CV
Safety class	3
IP	IP40
Optical compartment IP	IP54
Glow wire test	850°
Direct mounting on normally flammable surfaces	Yes
CE	Yes
Driver included	No
Dimmable article	DALI - 1-10V
Directional	No
Tilting	No
Walk-over	No
Drive-over	No
Cable included	No
Resin potting	No
Type of light emission	Single emission
Net weight	0.84 Kg
Modularity	Modular
Electrostatic discharge protection	No
Surge protection	No
Optics technology	Dot free

Finishing casing

Material	Aluminium 6060
Colour	White
Processing	Powder coating

Electronics

	99331 On/Off Driver 198~264V AC / 176~275V DC 150 W (1 - 7 art.)
	99332 1-10V Controller (1 - 7 art.)
	99374 On/Off Driver 198~264V AC / 176~275V DC 75 W (1 - 3 art.)
	83333 Push and Simply Dim - DALI-2 Controller (1 - 7 art.)
	C-E400002 Push and Simply Dim - DALI-2 Controller (1 - 12 art.)



Systems - Lines | 264 topLED 20 W DC 24 V | Modular | CRI 90 | + 62461+1
65441W

Single emission systems, lines or lines for indoor application. The warm white LED light source is composed of 264 topLEDs with CCT of 3000 K and a CRI 90; the source luminous flux is 2531 lm, with a 126.6 lm/W nominal luminous efficacy.

The device body is made of aluminium 6060 and features a white finish, processed by means of powder coating. The ingress protection degree is IP40; the total weight is of 0.84 kg. The power supply driver is not provided and is to be ordered separately.

The total absorbed power is 20 W.

The device features protection class III and can be ceiling-mounted, with a 67 x 512 x 512 mm hole (in plasterboard).

Compliant with the EN 60598-1 standard and its specific provisions.

Energy efficiency class

This product contains 4 light sources of energy efficiency class E.

Illuminotechnical Features

Light Output Ratio (LOR)	19 %
Source lumens	2531 lm
Delivered lumens	491 lm
Consumption	11 W
Luminaire efficacy	44 lm/W
Colour temperature	3000 K
Standard Deviation of Colour Matching	3 Step MacAdam
Colour rendering index	90 Ra
Standard Operating Ambient Temperature	-20 / +50°C
Ordinary temperature on the glass	40°C

LED Life / Failure Ratio

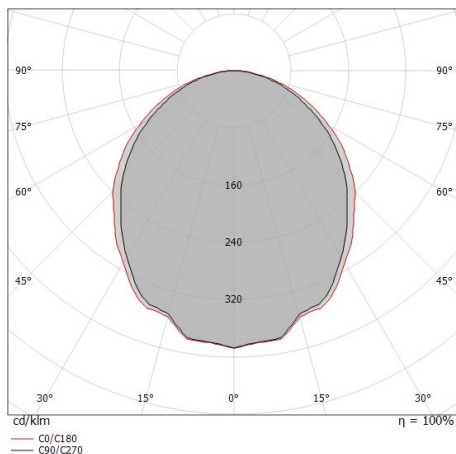
L70 B10 C0 145770h (at Tj 65 Ta 25)

UGR

UGR axial	21.6
UGR transversal	22.2
X=4H Y=8H	S=0.25H
Reflection factor	70/50/20

OPTICAL

C90/C270 optics	100°
C0/C180 optics	106°
Light distribution symmetry	Symmetrical 2 axis



Distance [m]	Cone diameter [m]	Illuminance [lx]	E(0°)	E(C90)	E(C0)
0.5	1.19 1.33	761 102 82	49.9°	53.1°	
1.0	2.38 2.66	190 25 21	49.9°	53.1°	
1.5	3.56 4.00	85 11 9	49.9°	53.1°	
2.0	4.75 5.33	48 6 5	49.9°	53.1°	
2.5	5.94 6.66	30 4 3	49.9°	53.1°	
3.0	7.13 7.99	21 3 2	49.9°	53.1°	

Distance [m] Cone diameter [m] Illuminance [lx]

— C0/C180 (Half-peak divergence: 106.2°)
 — C90/C270 (Half-peak divergence: 99.8°)



Systems - Lines | 264 topLED 20 W DC 24 V | Modular | CRI 90 | + 62461+2

65441W

Single emission systems, lines or lines for indoor application. The warm white LED light source is composed of 264 topLEDs with CCT of 3000 K and a CRI 90; the source luminous flux is 2531 lm, with a 126.6 lm/W nominal luminous efficacy.

The device body is made of aluminium 6060 and features a white finish, processed by means of powder coating. The ingress protection degree is IP40; the total weight is of 0.84 kg. The power supply driver is not provided and is to be ordered separately.

The total absorbed power is 20 W.

The device features protection class III and can be ceiling-mounted, with a 67 x 512 x 512 mm hole (in plasterboard).

Compliant with the EN 60598-1 standard and its specific provisions.

Energy efficiency class

This product contains 4 light sources of energy efficiency class E.

Illuminotechnical Features

Light Output Ratio (LOR)	19 %
Source lumens	2531 lm
Delivered lumens	491 lm
Consumption	11 W
Luminaire efficacy	44 lm/W
Colour temperature	3000 K
Standard Deviation of Colour Matching	3 Step MacAdam
Colour rendering index	90 Ra
Standard Operating Ambient Temperature	-20 / +50°C
Ordinary temperature on the glass	40°C

LED Life / Failure Ratio

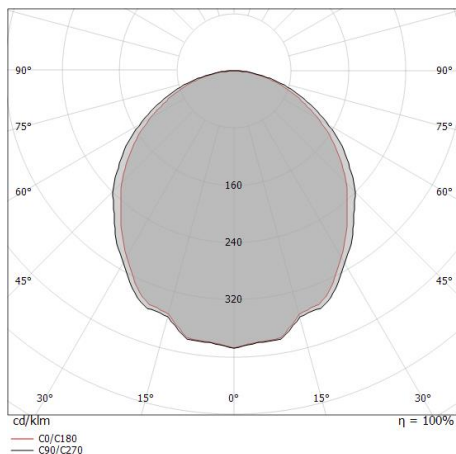
L70 B10 C0 145770h (at Tj 65 Ta 25)

UGR

UGR axial	22.2
UGR transversal	21.6
X=4H Y=8H	S=0.25H
Reflection factor	70/50/20

OPTICAL

C90/C270 optics	106°
C0/C180 optics	100°
Light distribution symmetry	Symmetrical 2 axis



Distance [m]	Cone diameter [m]	illuminance [lx]
0.5	1.33 1.19	E(0°) 761 E(C90) 82 E(C0) 102
1.0	2.66 2.38	E(0°) 190 E(C90) 21 E(C0) 25
1.5	4.00 3.56	E(0°) 85 E(C90) 9 E(C0) 11
2.0	5.33 4.75	E(0°) 48 E(C90) 5 E(C0) 6
2.5	6.66 5.94	E(0°) 30 E(C90) 3 E(C0) 4
3.0	7.99 7.13	E(0°) 21 E(C90) 2 E(C0) 3

Distance [m] Cone diameter [m] illuminance [lx]

— C0/C180 (Half-peak divergence: 99.8°)
— C90/C270 (Half-peak divergence: 106.2°)

Systems - Lines | 264 topLED 20 W DC 24 V | Modular | CRI 90 | + 62464+1

65441W

Single emission systems, lines or lines for indoor application. The warm white LED light source is composed of 264 topLEDs with CCT of 3000 K and a CRI 90; the source luminous flux is 2531 lm, with a 126.6 lm/W nominal luminous efficacy.

The device body is made of aluminium 6060 and features a white finish, processed by means of powder coating. The ingress protection degree is IP40; the total weight is of 0.84 kg. The power supply driver is not provided and is to be ordered separately.

The total absorbed power is 20 W.

The device features protection class III and can be ceiling-mounted, with a 67 x 512 x 512 mm hole (in plasterboard).

Compliant with the EN 60598-1 standard and its specific provisions.

Energy efficiency class

This product contains 4 light sources of energy efficiency class E.

Illuminotechnical Features

Light Output Ratio (LOR)	15 %
Source lumens	2531 lm
Delivered lumens	398 lm
Consumption	11 W
Luminaire efficacy	36 lm/W
Colour temperature	3000 K
Standard Deviation of Colour Matching	3 Step MacAdam
Colour rendering index	90 Ra
Standard Operating Ambient Temperature	-20 / +50°C
Ordinary temperature on the glass	40°C

LED Life / Failure Ratio

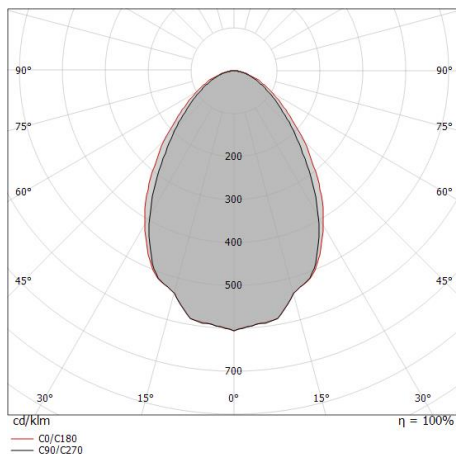
L70 B10 C0 145770h (at Tj 65 Ta 25)

UGR

UGR axial	17
UGR transversal	17.8
X=4H Y=8H	S=0.25H
Reflection factor	70/50/20

OPTICAL

C90/C270 optics	72°
C0/C180 optics	78°
Light distribution symmetry	Symmetrical 2 axis



Distance [m]	Cone diameter [m]	illuminance [lx]
0.5	0.73 0.81	E(0°) 962 E(C90) 254 E(C0) 227
1.0	1.46 1.61	E(0°) 240 E(C90) 64 E(C0) 57
1.5	2.19 2.42	E(0°) 107 E(C90) 28 E(C0) 25
2.0	2.92 3.23	E(0°) 60 E(C90) 16 E(C0) 14
2.5	3.65 4.03	E(0°) 38 E(C90) 10 E(C0) 9
3.0	4.38 4.84	E(0°) 27 E(C90) 7 E(C0) 6

— C0/C180 (Half-peak divergence: 77.8°)
- - C90/C270 (Half-peak divergence: 72.2°)



Systems - Lines | 264 topLED 20 W DC 24 V | Modular | CRI 90 | + 62464+2

65441W

Single emission systems, lines or lines for indoor application. The warm white LED light source is composed of 264 topLEDs with CCT of 3000 K and a CRI 90; the source luminous flux is 2531 lm, with a 126.6 lm/W nominal luminous efficacy.

The device body is made of aluminium 6060 and features a white finish, processed by means of powder coating. The ingress protection degree is IP40; the total weight is of 0.84 kg. The power supply driver is not provided and is to be ordered separately.

The total absorbed power is 20 W.

The device features protection class III and can be ceiling-mounted, with a 67 x 512 x 512 mm hole (in plasterboard).

Compliant with the EN 60598-1 standard and its specific provisions.

Energy efficiency class

This product contains 4 light sources of energy efficiency class E.

Illuminotechnical Features

Light Output Ratio (LOR)	15 %
Source lumens	2531 lm
Delivered lumens	398 lm
Consumption	11 W
Luminaire efficacy	36 lm/W
Colour temperature	3000 K
Standard Deviation of Colour Matching	3 Step MacAdam
Colour rendering index	90 Ra
Standard Operating Ambient Temperature	-20 / +50°C
Ordinary temperature on the glass	40°C

LED Life / Failure Ratio

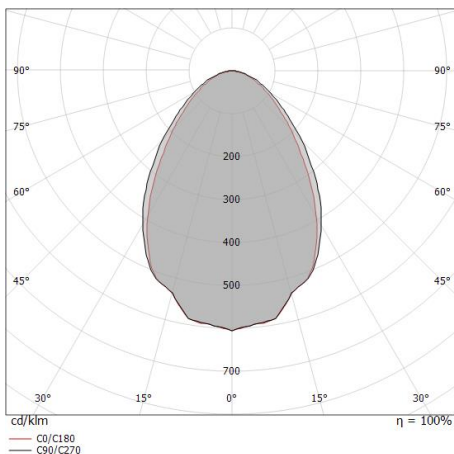
L70 B10 C0 145770h (at Tj 65 Ta 25)

UGR

UGR axial	17.8
UGR transversal	17
X=4H Y=8H	S=0.25H
Reflection factor	70/50/20

OPTICAL

C90/C270 optics	78°
C0/C180 optics	72°
Light distribution symmetry	Symmetrical 2 axis



Distance [m]	Cone diameter [m]	Illuminance [lx]	E(0°)	E(C90)	E(C0)
0.5	0.81 0.73	962	38.9°	227	254
1.0	1.61 1.46	240	38.9°	57	64
1.5	2.42 2.19	107	38.9°	25	28
2.0	3.23 2.92	60	38.9°	14	16
2.5	4.03 3.65	38	38.9°	9	10
3.0	4.84 4.38	27	38.9°	6	7

Distance [m] Cone diameter [m] Illuminance [lx]

— C0/C180 (Half-peak divergence: 72.2°)
— C90/C270 (Half-peak divergence: 77.8°)

Systems - Lines | 264 topLED 20 W DC 24 V | Modular | CRI 90 | + 83356+1

65441W

Single emission systems, lines or lines for indoor application. The warm white LED light source is composed of 264 topLEDs with CCT of 3000 K and a CRI 90; the source luminous flux is 2531 lm, with a 126.6 lm/W nominal luminous efficacy.

The device body is made of aluminium 6060 and features a white finish, processed by means of powder coating. The ingress protection degree is IP40; the total weight is of 0.84 kg. The power supply driver is not provided and is to be ordered separately.

The total absorbed power is 20 W.

The device features protection class III and can be ceiling-mounted, with a 67 x 512 x 512 mm hole (in plasterboard).

Compliant with the EN 60598-1 standard and its specific provisions.

Energy efficiency class

This product contains 4 light sources of energy efficiency class E.

Illuminotechnical Features

Light Output Ratio (LOR)	21 %
Source lumens	2531 lm
Delivered lumens	533 lm
Consumption	10 W
Luminaire efficacy	53 lm/W
Colour temperature	3000 K
Standard Deviation of Colour Matching	3 Step MacAdam
Colour rendering index	90 Ra
Standard Operating Ambient Temperature	-20 / +50°C
Ordinary temperature on the glass	40°C

LED Life / Failure Ratio

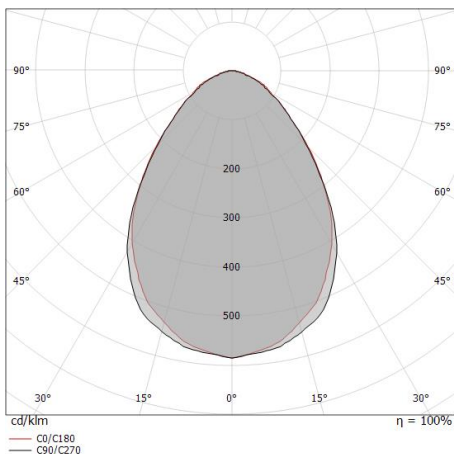
L70 B10 C0 145770h (at Tj 65 Ta 25)

UGR

UGR axial	17.8
UGR transversal	18.1
X=4H Y=8H	S=0.25H
Reflection factor	70/50/20

OPTICAL

C0/C180 optics	78°
Light distribution simmetry	Symmetrical



Distance [m]	Cone diameter [m]	Illuminance [lx]
0.5	0.82 0.81	E(0°) 1250 E(C90) 291 E(C0) 293
1.0	1.63 1.63	E(0°) 313 E(C90) 73 E(C0) 73
1.5	2.45 2.44	E(0°) 139 E(C90) 32 E(C0) 33
2.0	3.26 3.25	E(0°) 78 E(C90) 18 E(C0) 18
2.5	4.08 4.06	E(0°) 50 E(C90) 12 E(C0) 12
3.0	4.89 4.88	E(0°) 35 E(C90) 8 E(C0) 8

Distance [m] Cone diameter [m] Illuminance [lx]

— C0/C180 (Half-peak divergence: 78.2°)
— C90/C270 (Half-peak divergence: 78.4°)

65441W

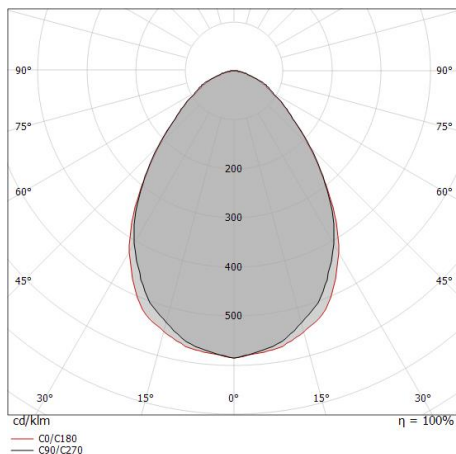
Single emission systems, lines or lines for indoor application. The warm white LED light source is composed of 264 topLEDs with CCT of 3000 K and a CRI 90; the source luminous flux is 2531 lm, with a 126.6 lm/W nominal luminous efficacy.

The device body is made of aluminium 6060 and features a white finish, processed by means of powder coating. The ingress protection degree is IP40; the total weight is of 0.84 kg. The power supply driver is not provided and is to be ordered separately.

The total absorbed power is 20 W.

The device features protection class III and can be ceiling-mounted, with a 67 x 512 x 512 mm hole (in plasterboard).

Compliant with the EN 60598-1 standard and its specific provisions.



Energy efficiency class

This product contains 4 light sources of energy efficiency class E.

Illuminotecnical Features

Light Output Ratio (LOR)	21 %
Source lumens	2531 lm
Delivered lumens	533 lm
Consumption	10 W
Luminaire efficacy	53 lm/W
Colour temperature	3000 K
Standard Deviation of Colour Matching	3 Step MacAdam
Colour rendering index	90 Ra
Standard Operating Ambient Temperature	-20 / +50°C
Ordinary temperature on the glass	40°C

LED Life / Failure Ratio

L70 B10 C0 145770h (at Tj 65 Ta 25)

UGR

UGR axial	17.8
UGR transversal	18.1
X=4H Y=8H	S=0.25H
Reflection factor	70/50/20

OPTICAL

C0/C180 optics	78°
Light distribution simmetry	Symmetrical

Systems - Lines | 264 topLED 20 W DC 24 V | Modular | CRI 90 | + 83407+1

65441W

Single emission systems, lines or lines for indoor application. The warm white LED light source is composed of 264 topLEDs with CCT of 3000 K and a CRI 90; the source luminous flux is 2531 lm, with a 126.6 lm/W nominal luminous efficacy.

The device body is made of aluminium 6060 and features a white finish, processed by means of powder coating. The ingress protection degree is IP40; the total weight is of 0.84 kg. The power supply driver is not provided and is to be ordered separately.

The total absorbed power is 20 W.

The device features protection class III and can be ceiling-mounted, with a 67 x 512 x 512 mm hole (in plasterboard).

Compliant with the EN 60598-1 standard and its specific provisions.

Energy efficiency class

This product contains 4 light sources of energy efficiency class E.

Illuminotechnical Features

Light Output Ratio (LOR)	23 %
Source lumens	2531 lm
Delivered lumens	602 lm
Consumption	10 W
Luminaire efficacy	60 lm/W
Colour temperature	3000 K
Standard Deviation of Colour Matching	3 Step MacAdam
Colour rendering index	90 Ra
Standard Operating Ambient Temperature	-20 / +50°C
Ordinary temperature on the glass	40°C

LED Life / Failure Ratio

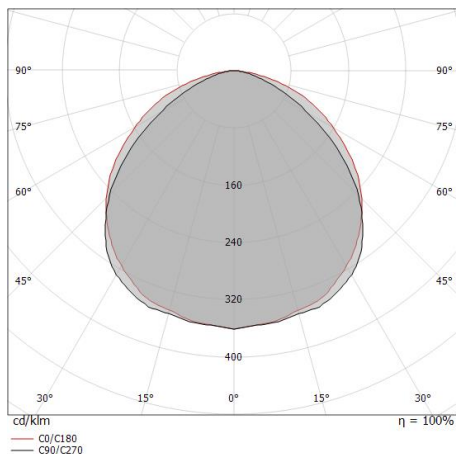
L70 B10 C0 145770h (at Tj 65 Ta 25)

UGR

UGR axial	20.5
UGR transversal	22.8
X=4H Y=8H	S=0.25H
Reflection factor	70/50/20

OPTICAL

C90/C270 optics	106°
C0/C180 optics	114°
Light distribution symmetry	Symmetrical 2 axis



Distance [m]	Cone diameter [m]	E(0°)	E(C90)	E(C0)
0.5	1.33 1.53	868	95	72
1.0	2.65 3.06	217	24	18
1.5	3.98 4.58	96	11	8
2.0	5.31 6.11	54	6	4
2.5	6.64 7.64	35	4	3
3.0	7.96 9.17	24	3	2

Distance [m] Cone diameter [m] Illuminance [lx]

— C0/C180 (Half-peak divergence: 113.6°)
- - C90/C270 (Half-peak divergence: 106.0°)

65441W

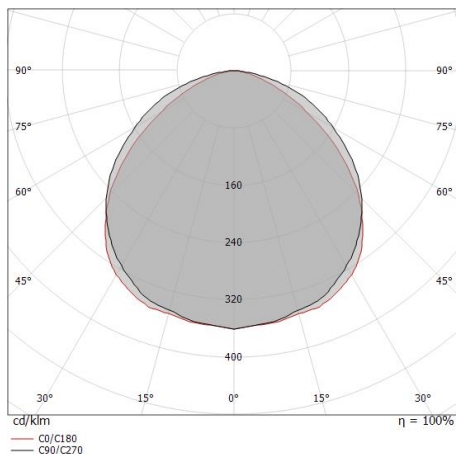
Single emission systems, lines or lines for indoor application. The warm white LED light source is composed of 264 topLEDs with CCT of 3000 K and a CRI 90; the source luminous flux is 2531 lm, with a 126.6 lm/W nominal luminous efficacy.

The device body is made of aluminium 6060 and features a white finish, processed by means of powder coating. The ingress protection degree is IP40; the total weight is of 0.84 kg. The power supply driver is not provided and is to be ordered separately.

The total absorbed power is 20 W.

The device features protection class III and can be ceiling-mounted, with a 67 x 512 x 512 mm hole (in plasterboard).

Compliant with the EN 60598-1 standard and its specific provisions.



Energy efficiency class

This product contains 4 light sources of energy efficiency class E.

Illuminotechnical Features

Light Output Ratio (LOR)	23 %
Source lumens	2531 lm
Delivered lumens	602 lm
Consumption	10 W
Luminaire efficacy	60 lm/W
Colour temperature	3000 K
Standard Deviation of Colour Matching	3 Step MacAdam
Colour rendering index	90 Ra
Standard Operating Ambient Temperature	-20 / +50°C
Ordinary temperature on the glass	40°C

LED Life / Failure Ratio

L70 B10 C0 145770h (at Tj 65 Ta 25)

UGR

UGR axial	20.5
UGR transversal	22.8
X=4H Y=8H	S=0.25H
Reflection factor	70/50/20

OPTICAL

C90/C270 optics	114°
C0/C180 optics	106°
Light distribution symmetry	Symmetrical 2 axis



		<p>Closing cap - Quartz glass Material:Die-cast Aluminium EN AB - 46100, colour:White, processing:Powder coating.</p>	<p>Code <u>62460</u></p>
		<p>Diffuser Diffuser Type: diffusore satinato anti glare - all white. Material:UV Resistant Polymethylmethacrylate, processing:Satin finishing.</p>	<p>Code <u>83356</u></p>
		<p>Diffuser Diffuser Type: diffusore satinato anti glare - all white. Material:UV Resistant Polymethylmethacrylate, processing:Satin finishing.</p>	<p>Code <u>83357</u></p>
		<p>Diffuser Diffuser Type: diffusore satinato - all white. Material:UV Resistant Polymethylmethacrylate, processing:Satin finishing.</p>	<p>Code <u>83407</u></p>
		<p>Diffuser Diffuser Type: diffusore satinato - all white. Material:UV Resistant Polymethylmethacrylate, processing:Satin finishing.</p>	<p>Code <u>83408</u></p>
		<p>Diffuser Diffuser Type: diffusore satinato - all white. Material:UV Resistant Polymethylmethacrylate, processing:Satin finishing.</p>	<p>Code <u>83409</u></p>