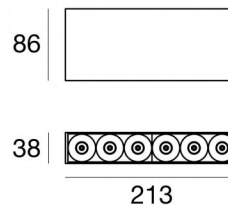





Ceiling Downlights | 198-264 V
6 x powerLEDs 9 W DC - 11 W AC | CRI 80
65193N45



Technical data	
Type	Surface
Installation position	Ceiling
Installation environment	Indoor
Light Source	LED
Circuit structure	powerLEDs
Optics	Medium Wide Flood
Light emission direction	downward
Nominal power	9 W DC
Total Power	11 W
Source lumens	1218 lm
Nominal input voltage	220 - 240 V AC
Input voltage range	198 - 264 V AC
Frequency	50 - 60 Hz
CCT / Tone	4000 K
Colour rendering index	80 Ra
C.C. / C.V.	AC
Safety class	2
IP	IP20
Glow wire test	850°
Direct mounting on normally flammable surfaces	Yes
CE	Yes
Driver included	Driver
Dimmable article	No
Directional	No
Tilting	No
Walk-over	No
Drive-over	No
Cable included	Yes
Cable length	0.170 m
Resin potting	No
Type of light emission	Single emission
Net weight	0.700 Kg
Electrostatic discharge protection	4 KV
Surge protection	2 KV
Product technological characteristics	TVS

Finishing casing	
Material	Aluminium 6060 - PC
Colour	Black - black
Processing	Powder coating

Finishing diffuser	
Material	UV Resistant Polycarbonate
Colour	chrome
Processing	Metallization

Cables Electrification	
Cable connector	No



Ceiling Downlights | 198-264 V | 6 x powerLEDs 9 W DC - 11 W AC | CRI 80 | Base
65193N45

Single emission ceiling downlights for indoor application. The natural white LED light source with a medium wide flood light distribution is composed of 6 powered LEDs with CCT of 4000 K and a CRI 80; the source luminous flux is 1218 lm, with a 135.3 lm/W nominal luminous efficacy.

The device body is made of PC and features a black finish. The device body is made of aluminium 6060 and features a black finish, processed by means of powder coating; the diffuser is made of uv resistant polycarbonate with a metallization treatment. The ingress protection degree is IP20; the total weight is of 0.700 kg.

The total absorbed power is 11 W. The power supply cable is included and features a 0.170 m length.

The device features protection class II and can be ceiling-mounted.

Compliant with the EN 60598-1 standard and its specific provisions.

Energy efficiency class

This product contains 2 light sources of energy efficiency class E.

Illuminotechnical Features

Light Output Ratio (LOR)	75 %
Source lumens	1218 lm
Delivered lumens	918 lm
Consumption	11 W
Luminaire efficacy	83 lm/W
Colour temperature	4000 K
Standard Deviation of Colour Matching	3 Step MacAdam
Colour rendering index	80 Ra

Standard Operating Ambient Temperature -20 / +50°C

Ordinary temperature on the glass 40°C

LED Life / Failure Ratio

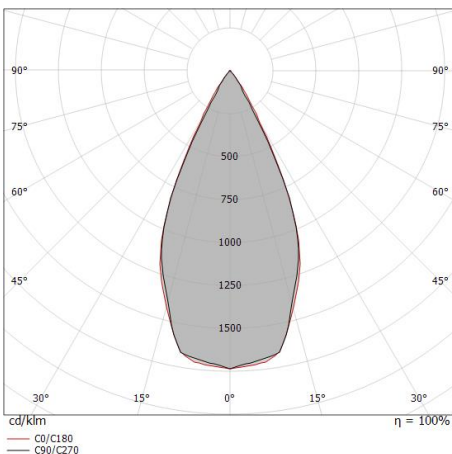
L70 B20 C0 214455h (at Tj 60 Ta 25)

UGR

UGR axial	9.4
UGR transversal	11.1
X=4H Y=8H	S=0.25H
Reflection factor	70/50/20

OPTICAL

C0/C180 optics	49°
Light distribution simmetry	Symmetrical



Distance [m]	Cone diameter [m]	illuminance [lx]
0.5	0.45 0.45	E(0°) 6371 E(C90) 24.4° 2408 E(C0) 24.3° 2423
1.0	0.91 0.90	E(0°) 1593 E(C90) 24.4° 602 E(C0) 24.3° 606
1.5	1.36 1.35	E(0°) 708 E(C90) 24.4° 268 E(C0) 24.3° 269
2.0	1.81 1.81	E(0°) 398 E(C90) 24.4° 150 E(C0) 24.3° 151
2.5	2.27 2.26	E(0°) 255 E(C90) 24.4° 96 E(C0) 24.3° 97
3.0	2.72 2.71	E(0°) 177 E(C90) 24.4° 67 E(C0) 24.3° 67

— C0/C180 (Half-peak divergence: 48.6°)
 — C90/C270 (Half-peak divergence: 48.8°)